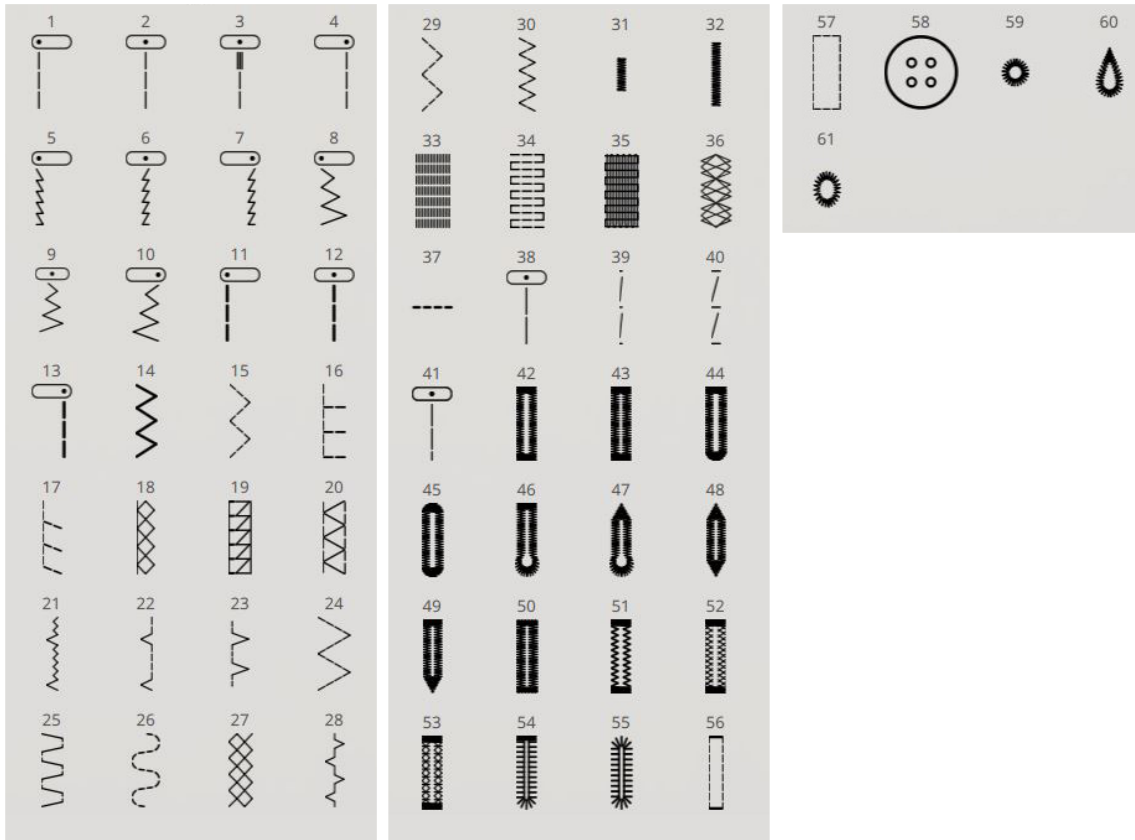




A - Utility Stitches




B - Appliqué Stitches



C - Heirloom Stitches




D - Quilt Stitches




E - Crafting Stitches




F - Decorative Stitches




G - Vintage Stitches




H - Children Stitches



J - Scallop Stitches




K - Omnimotion Stitches



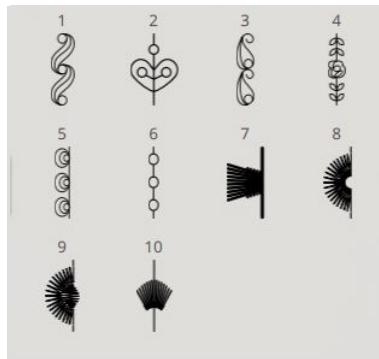
L - Dimensional Stitches




M - Theme Stitches




N - Embellished Stitches





O - Single Motif Stitches



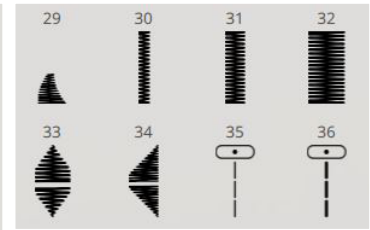
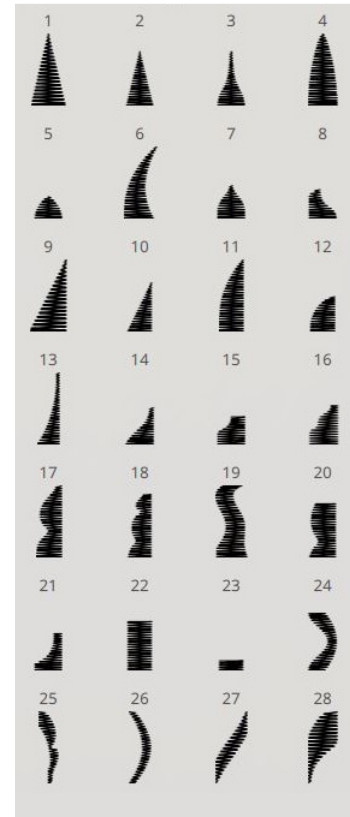
P - Specialty Stitches




Q - Decorative Tapering Stitches



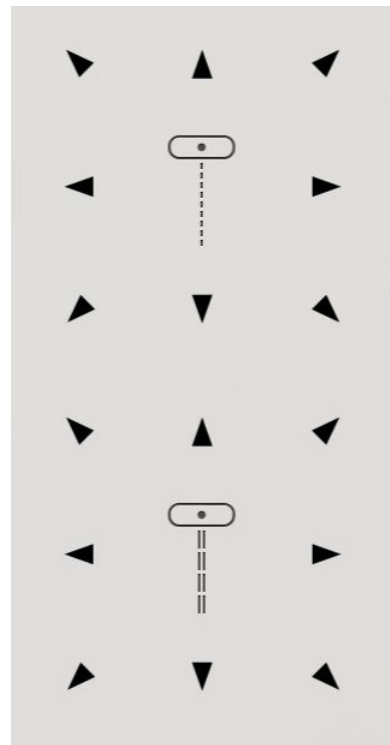
R - Pictogram Stitches



S - 4-Way Stitches



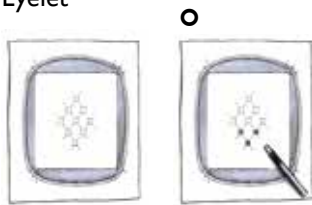
T - 8-Way Stitches



Designer | **EPIC™**
Sampler

DESIGNER EPIC™ Sampler

Eyelet

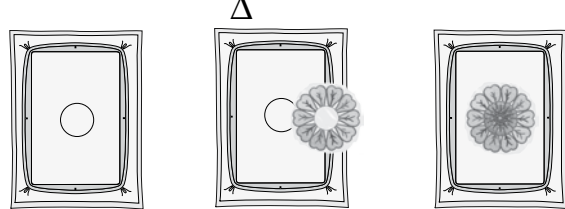


Wing needle



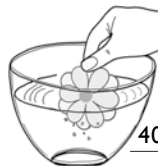
Cut jumpstitch, trim command.

Pop-Up Embroidery



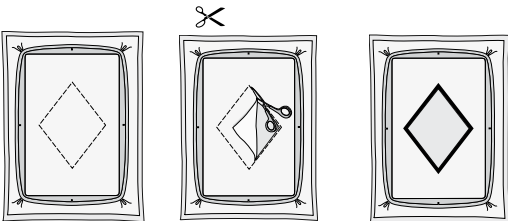
Heavy weight water soluble

Freestanding Embroidery

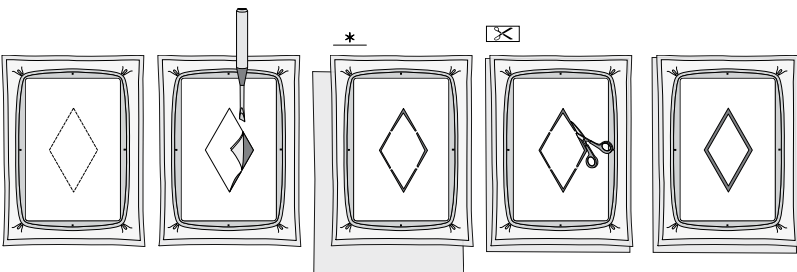


40° C 105° F

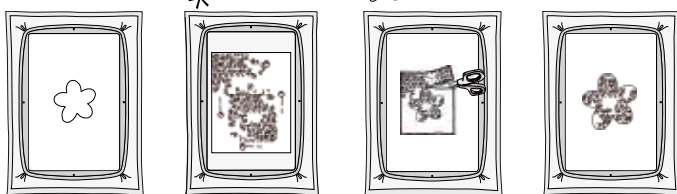
Cutwork with scissors



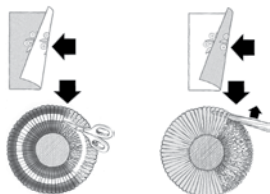
Cutwork Needle Embroidery



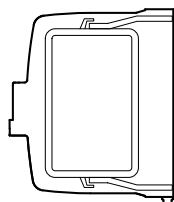
Appliqué



Chenille



Endless Embroidery



Gütermann Sulky and Robison-Anton thread numbers are given for each design.

Categories:

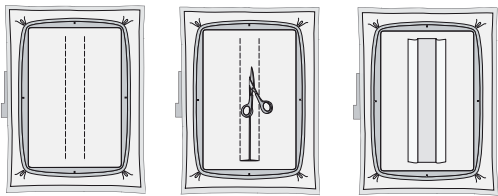
A Signature
B Golden C
C Children
D Theme
E Quilt
F Frames and borders
G Fantasy
H Holiday
J Lace
K Kitchen and home
L Hearts and Butterflies
M Flower garden
N Small designs

☉ Lace insertion border

Hoop fabric and heavy water soluble stabilizer

Step 1

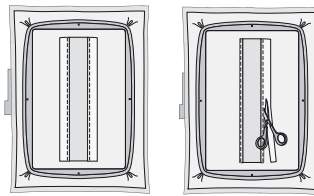
☉ 1



Embroider color #1. Cut fabric only between the stitched seams and fold and finger press the fabric over the stitching to each side.

Step 2

☉ 2



Embroider color #2. Trim away the excess fabric outside the stitching.

Designs with THREAD VELVET™ technique

Cutting instructions to finish THREAD VELVET™ Embroidery:


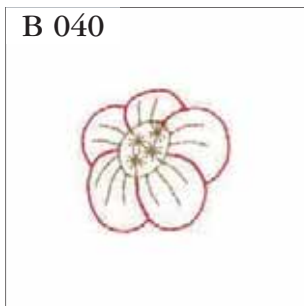

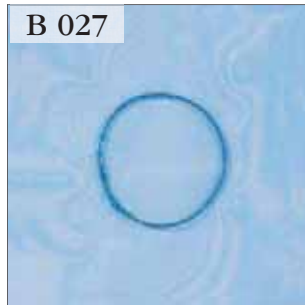



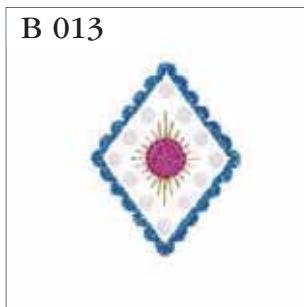
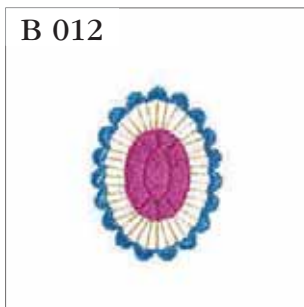


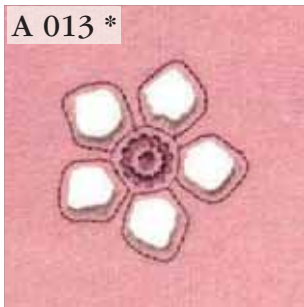

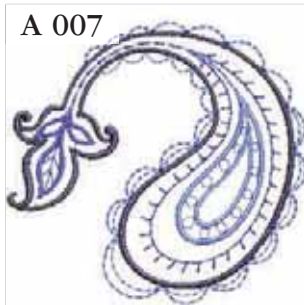
To create the THREAD VELVET™ effect, cut the satin stitch down the middle from the right side. Avoid cutting the very last underlay of stitches for the best result.

To secure the thread for laundering, add textile glue to the wrong side of the embroidery to secure the threads.



Seam ripper 140000165





B 064



B 065



B 066



B 068



B 072 *



B 073 *



B 074 *




B 075 *



B 084 *



B 091



B 092



B 094 *



B 098



B 103



B 104



B 110



B 122 *



B 128



B 129



B 130



B 140



B 141



B 142



B 143



B 144



B 145



B 152 *



B 154 *



Jewelry Kit

B 155 *



Jewelry Kit

B 157 *



Jewelry Kit

B 158 *



Jewelry Kit

B 159 *



Jewelry Kit

B 161 *



B 166



B 167




B 168




C 014




C 019



C 020



C 021



C 023



C 024



C 026



C 036



C 037



C 044 *




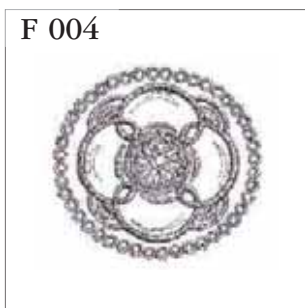

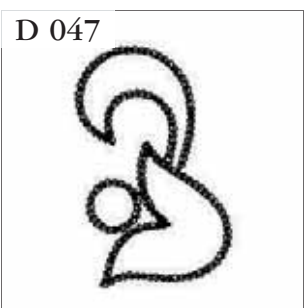
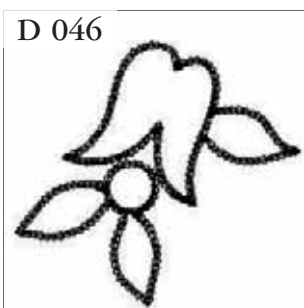


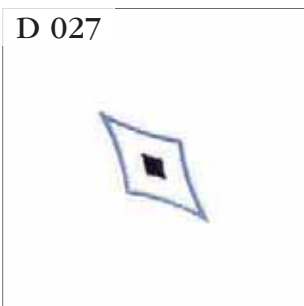
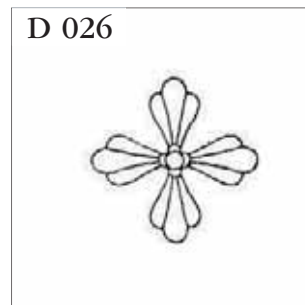
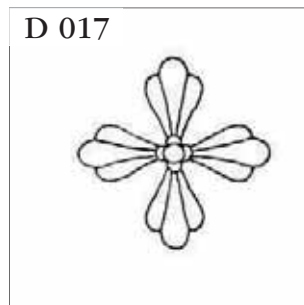
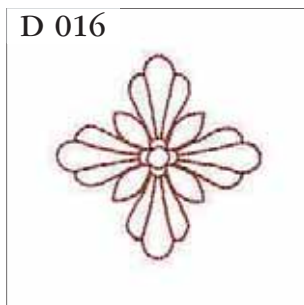




93 Sweet Dreams

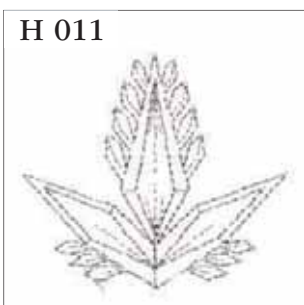
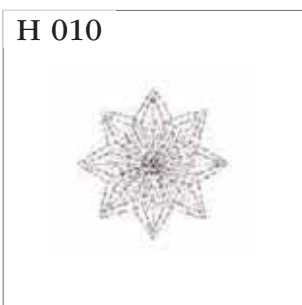
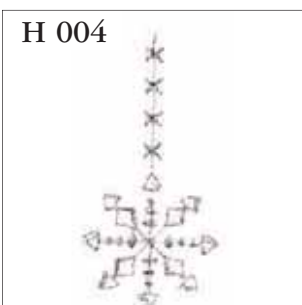
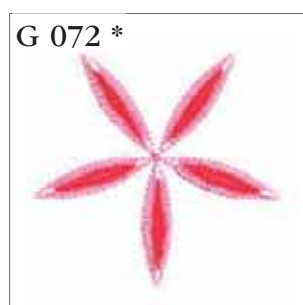
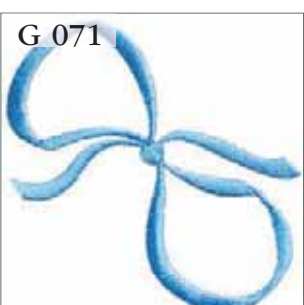
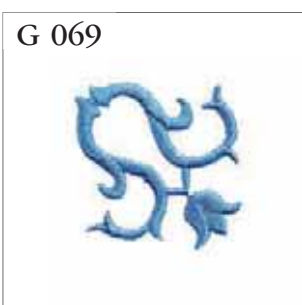



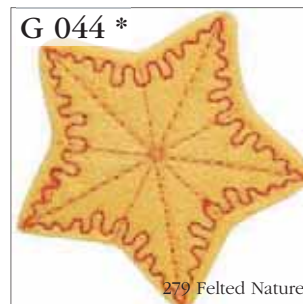
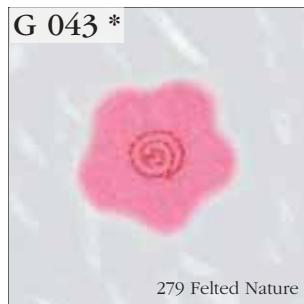
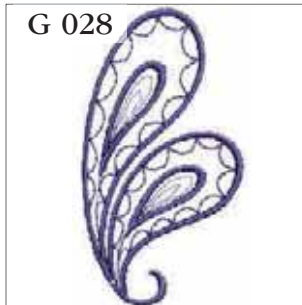
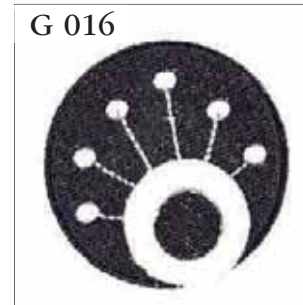
D 005 *



D 008



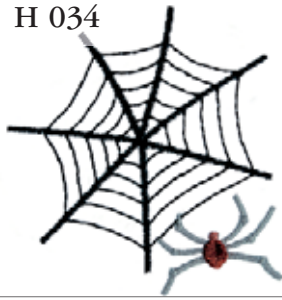




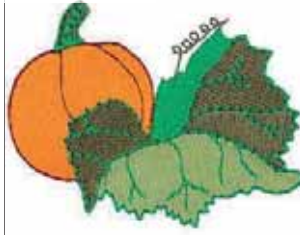
H 028



H 034



H 037



H 040

JE T'AIME

J 004



J 005




J 016 *




259 Crochet by Machine

K 001



K 004



K 009



K 010



K 011



K 012



K 013



K 014



K 015



K 016



K 017



K 018



K 019



K 020



K 021







K 022



K 023






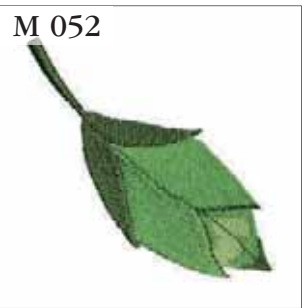
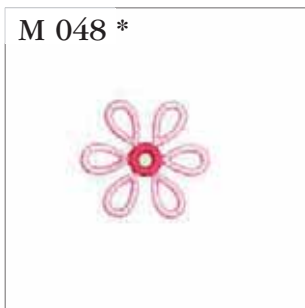

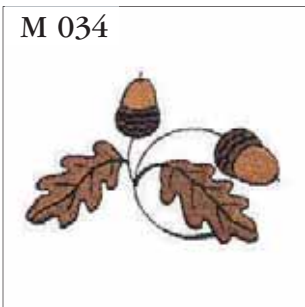
47 Butterflies



283 Most Beautiful Butterflies



273 Classic Cases



M 053



M 054



M 055



M 056



M 058



M 059 *



M 063



M 065



M 066



M 071



M 077 *



80 Sparkling Flowers

N 001



N 002



N 003



N 004



N 005



N 006



N 007



N 008



N 009



N 010



N 011



N 012



N 013





N 038

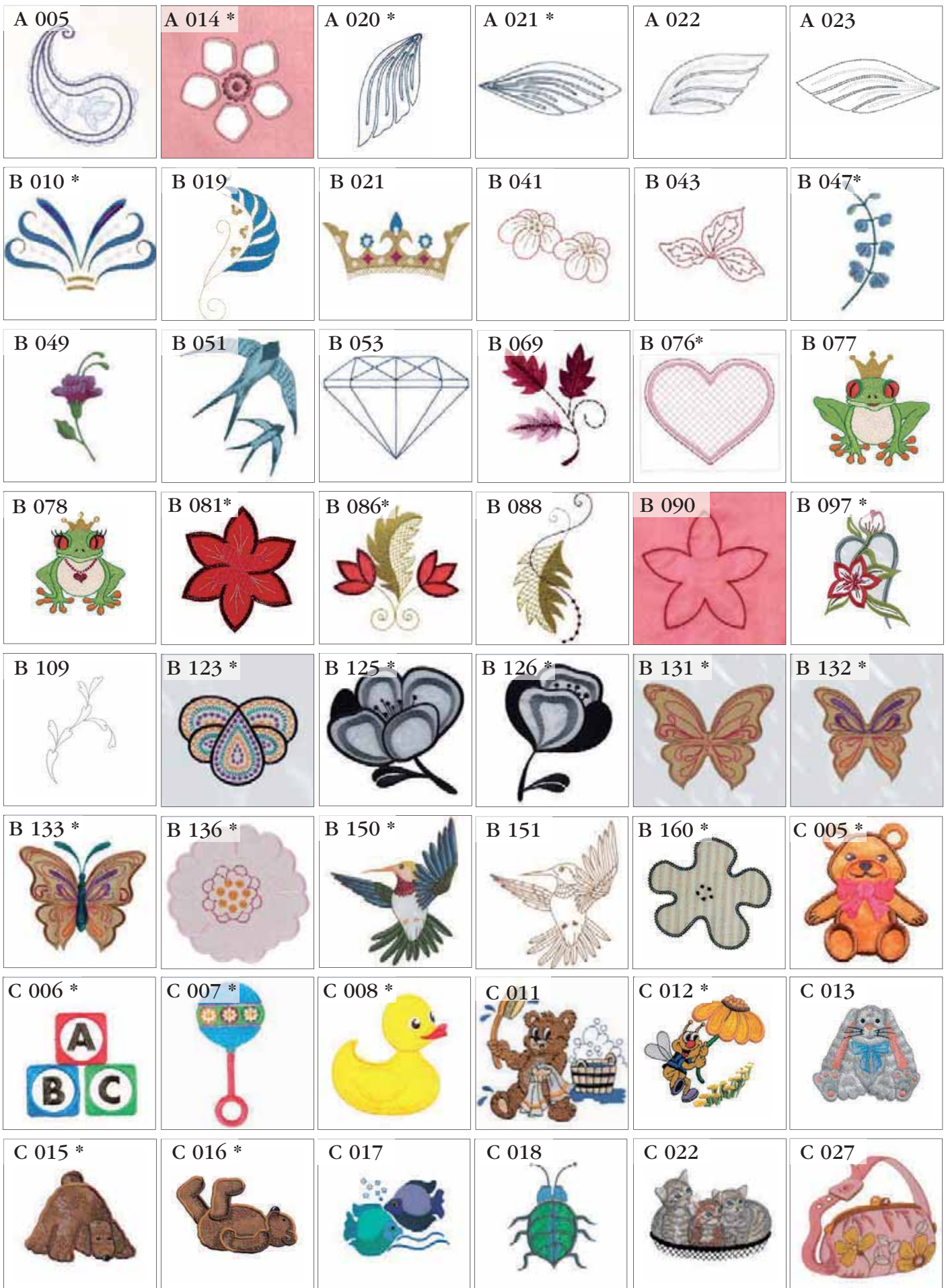



N 039














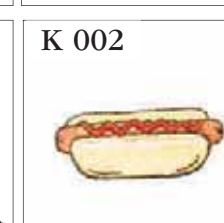






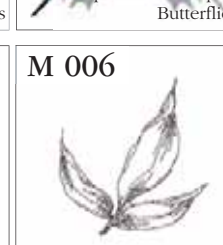




N 040





C 029 	C 030 	C 031 	C 033 	C 034 	C 035 
C 038 	C 039 	C 049 * 	C 050 * 	C 051 *  129 Pop-Up-Pals	C 052 *  129 Pop-Up-Pals
C 053  31 Penny Squares	C 054 	C 055 	D 003 * 	D 010 	D 011 
D 020 	D 021 	D 023 	D 024 	D 025 	D 035 
D 040 	D 045 	E 001 	E 002 	E 003 	E 004 
E 005 	E 007 	E 018 	E 019 	F 003 	F 008 
F 012 	F 025 	F 026 	G 020 * 	G 023 	G 034 *  251 Dimensional Elements
G 035 *  178 Mega Decor	G 036 *  178 Mega Decor	G 046 * 	G 047 * 	G 050 *  239 Cut work technique II	G 052 *  239 Cut work technique II

G 063 *  212 Majestic cutwork	G 067 * 	G 068 * 	G 070 	H 013 	H 014 
H 015 * 	H 016 * 	H 017 	H 018 	H 019  95 Special Techniques for christmas	H 020  95 Special Techniques for christmas
H 022 	H 024 *  192 Holiday Dimensions	H 025 	H 033 	H 039 	H 041 
J 006 *  89 Seasons in Lace	J 007 *  166 Vintage Lace	J 008 *  89 Seasons in Lace	J 013 *  217 Precious Crochet	J 014 *  217 Precious Crochet	K 002 
K 003 	K 006 	L 002 	L 005 	L 007 	L 008 
L 009 	L 011 *  191 THREAD VELVET™	L 013 *  203 Special Techniques Butterflies	L 014 *  203 Special Techniques Butterflies	L 015 *  203 Special Techniques Butterflies	L 016 
L 019 	L 020 	M 003 	M 004 	M 006 	M 041 
M 043 	M 049 	M 057 * 	M 061 	M 062 	M 064 

M 068 *



M 069



M 070



M 072



M 075



M 079 *



156 Sensational Needle Effects

M 080 *



280 Organic Creations

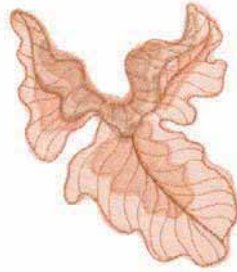
A 004



A 017 *



A 018 *



A 019 *



B 003 *



B 007 *



B 008 *



B 009



B 017 *



B 018



B 020



B 022 *



B 023 *



B 032 *



B 033 *



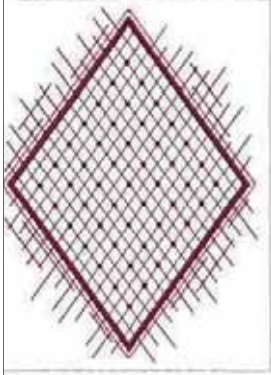
B 042




B 058 *




B 060 *



B 067



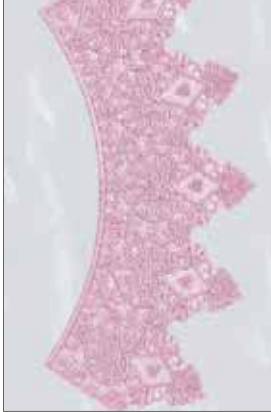
B 070 *



B 071 *



B 079 *



B 083 *



B 085 *



B 087



B 089



B 099 *



B 100 *



B 101 *




B 102*




B 106



B 107



B 108



B 112




B 116



B 117



B 120



B 124




B 127




B 135



B 137



B 138



B 139



B 153 *



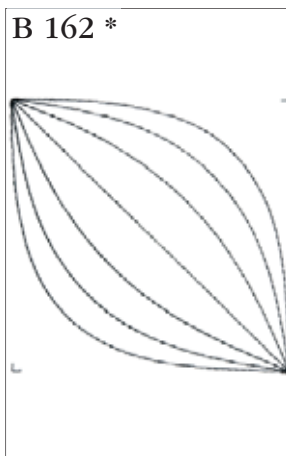
Jewelry Kit

B 156 *

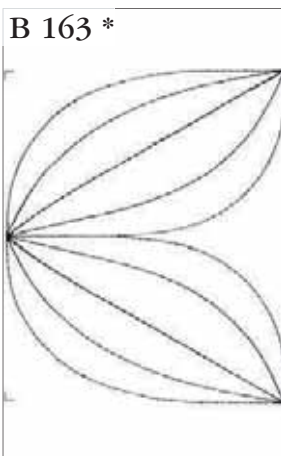


Jewelry Kit

B 162 *





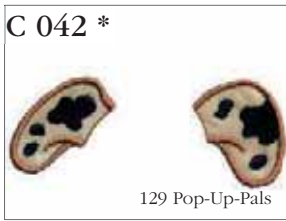



B 163 *



C 003 *






D 044




D 049 *



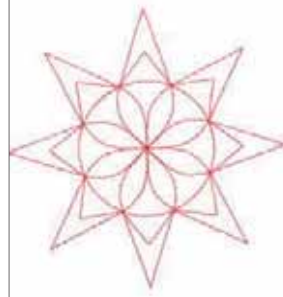
230 Easy Cutwork

D 050 *




230 Easy Cutwork


E 006



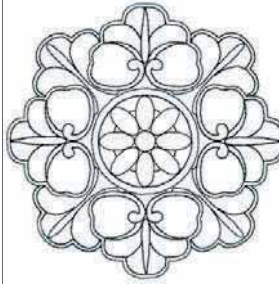
E 009




E 010



E 011



E 012



E 013



233 Quilted Blocks and Borders

E 014



231 Textured Quilting II

E 016 *



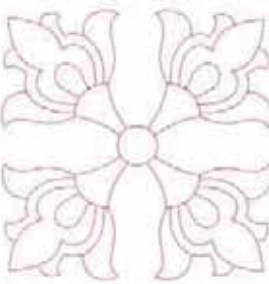
238 Patchwork Quilting

E 017 *



231 Textured Quilting II

E 020



209 Majestic Yarn Quilting

F 002



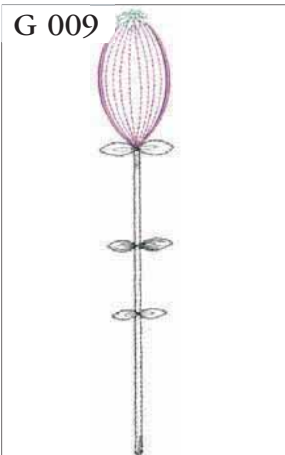
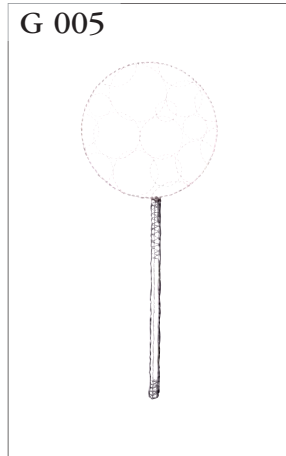

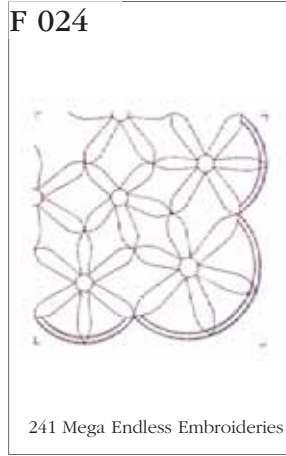
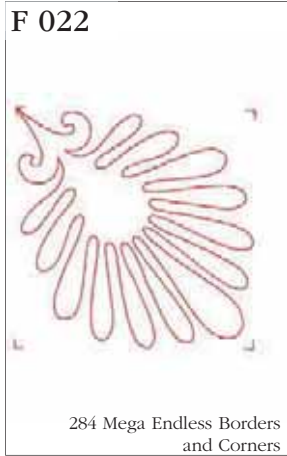


F 009



198 Candlewicking Creations

F 010





G 026



G 029



G 030



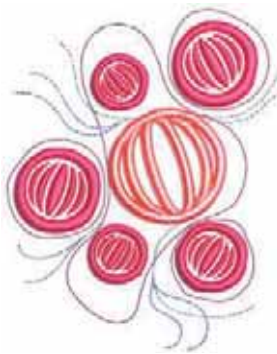
G 031



G 032



G 033 *




G 039 *



207 Decorative with Yarn Couching

G 045 *



258 Texture Hoop Visions

G 051 *



239 Cut Work Techniques 2

G 053 *

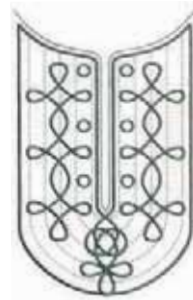


156 Sensational Needle Effects

G 054 *



G 055



173 All Around the Edge

G 056 *



156 Sensational Needle Effects

G 057




198 Candlewicking Creations

G 060



184 Purse Pizzazz

G 064 *



G 066 *



H 002



H 005




H 007



H 009



H 029 *



H 030 *



H 031



INSPIRA™ 114 Easter Fun

H 032




INSPIRA™ 114 Easter Fun

H 035



INSPIRA™ 116 Halloween

H 036



INSPIRA™ 116 Halloween

J 002



J 003



J 009



185 Lovely Lace on Tulle

J 010

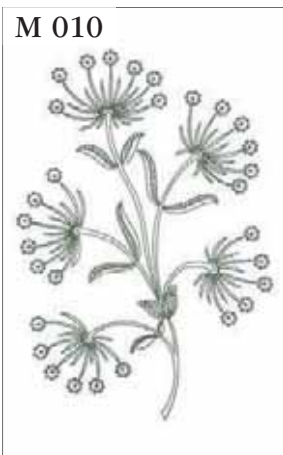

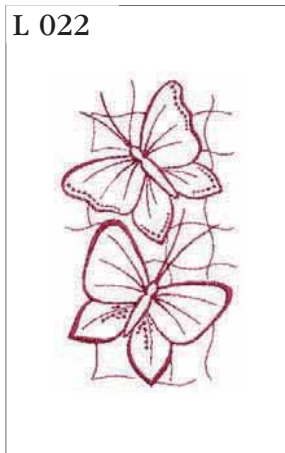
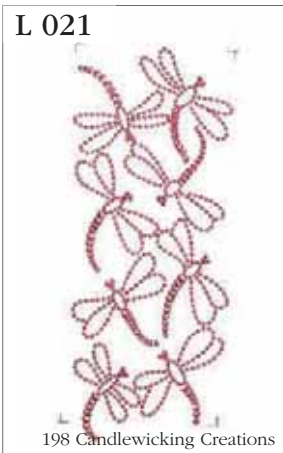


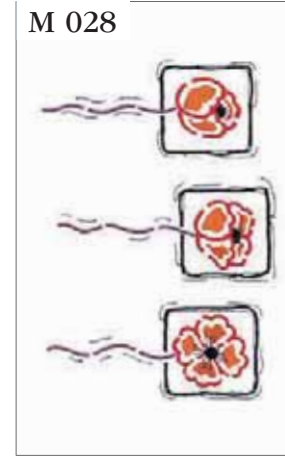


185 Lovely Lace on Tulle

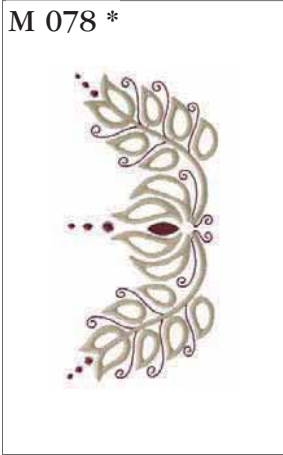



J 011 *



208 Endless Romantic Cotton Lace







B 005 *



B 024



B 025



B 054



B 056



B 057



B 059



B 093 *



B 096 *



B 105



B 113



B 114



B 115



B 146 *



B 147



B 148 *



B 149



C 001 *

C 002 *



C 004 *



C 009 *




C 028 *



D 004 *




D 018



D 019




D 022



D 043



E 008




F 006



F 007

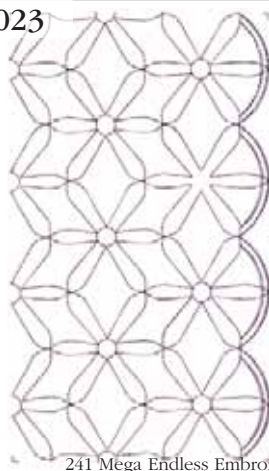


F 021



284 Mega Endless Borders
and Corners

F 023



241 Mega Endless Embroideries

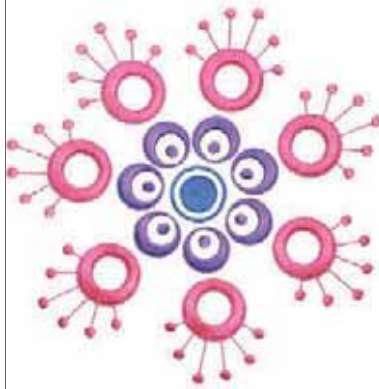
G 004



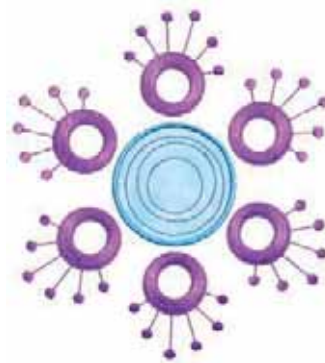
G 008



G 019



G 021 *



G 025



G 041 *



H 021 *



H 038



M 007



M 012 *



264 Layered Quilting with Appliqué

M 031 *

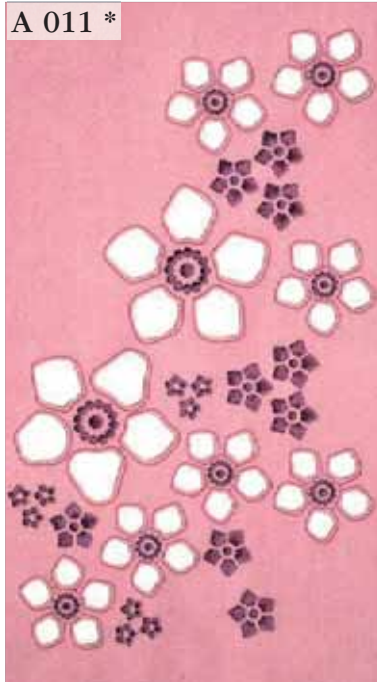


202 Cutwork Finesse

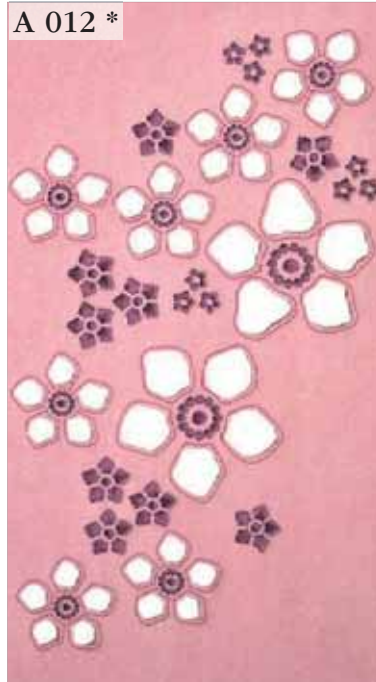
A 003



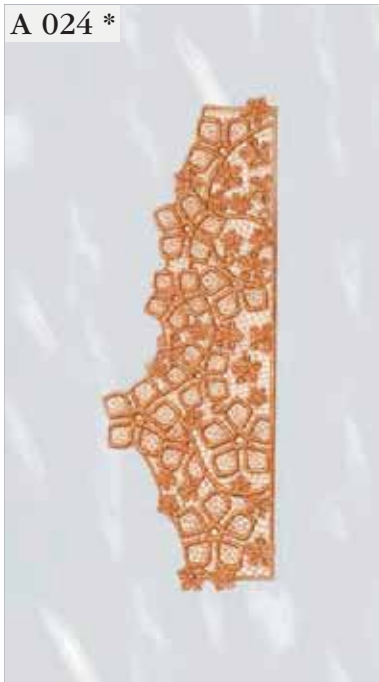
A 011 *




A 012 *




A 024 *



B 001 *



B 002 *



B 004



B 029



B 030 *



B 031 *



B 034 *



B 035 *



B 036 *



B 037



B 038



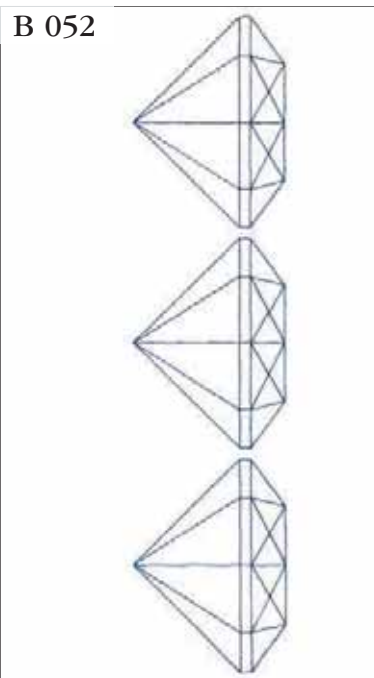
B 039



B 044 *



B 052



B 055



B 080 *



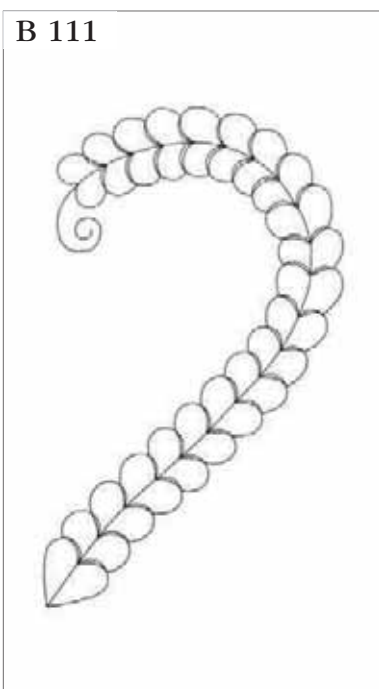
B 082 *



B 095 *



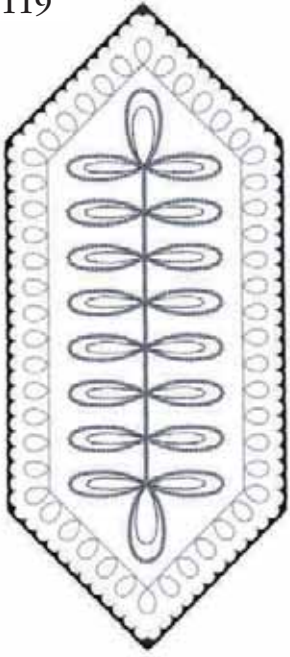
B 111




B 118 *




B 119



B 121



B 134



B 164 *



B 165



C 045 *



C 046 *



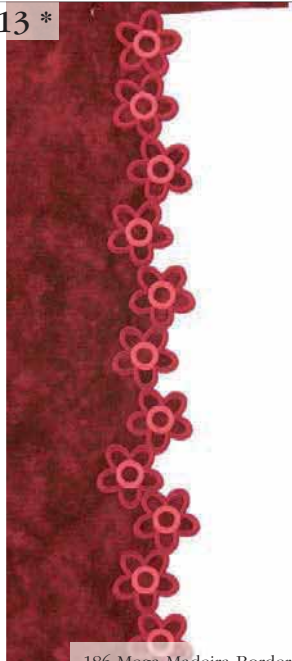
C 047 *



D 006




F 013 *



186 Mega Madeira Borders

F 014 *



186 Mega Madeira Borders

F 016 *





187 Mega Richelieu

G 006



G 027





M 009



M 032 *



202 Cutwork Finesse

A 001




A 002



D 001 *



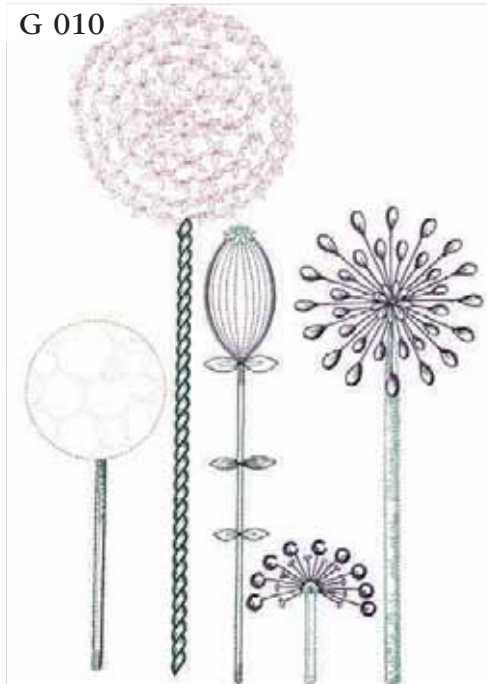
F 001



F 005



G 010



H 001



H 012



H 026 *



H 027 *



J 001



L 001



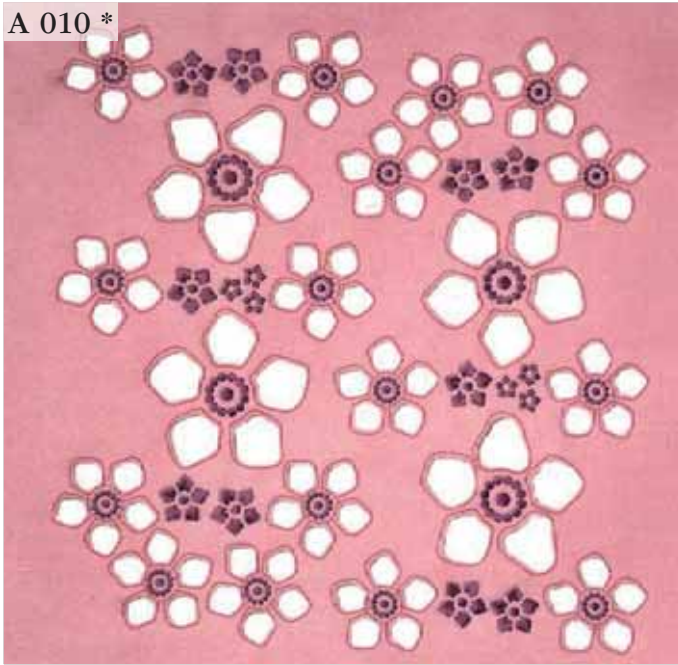
360x260 mm 25%

M 001



360x350 mm 25%


A 010 *



B 045 *



E 015




206 Majestic Quilting

E 021



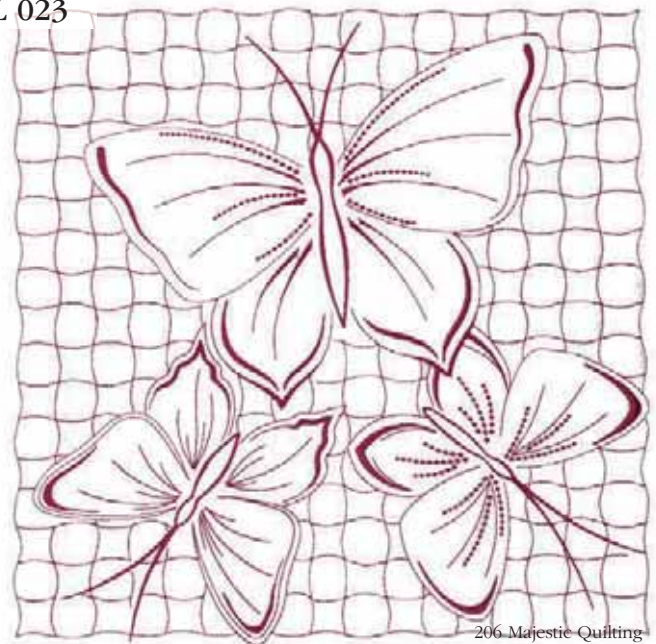
209 Majestic Yarn Quilting

E 022 *



209 Majestic Yarn Quilting

L 023



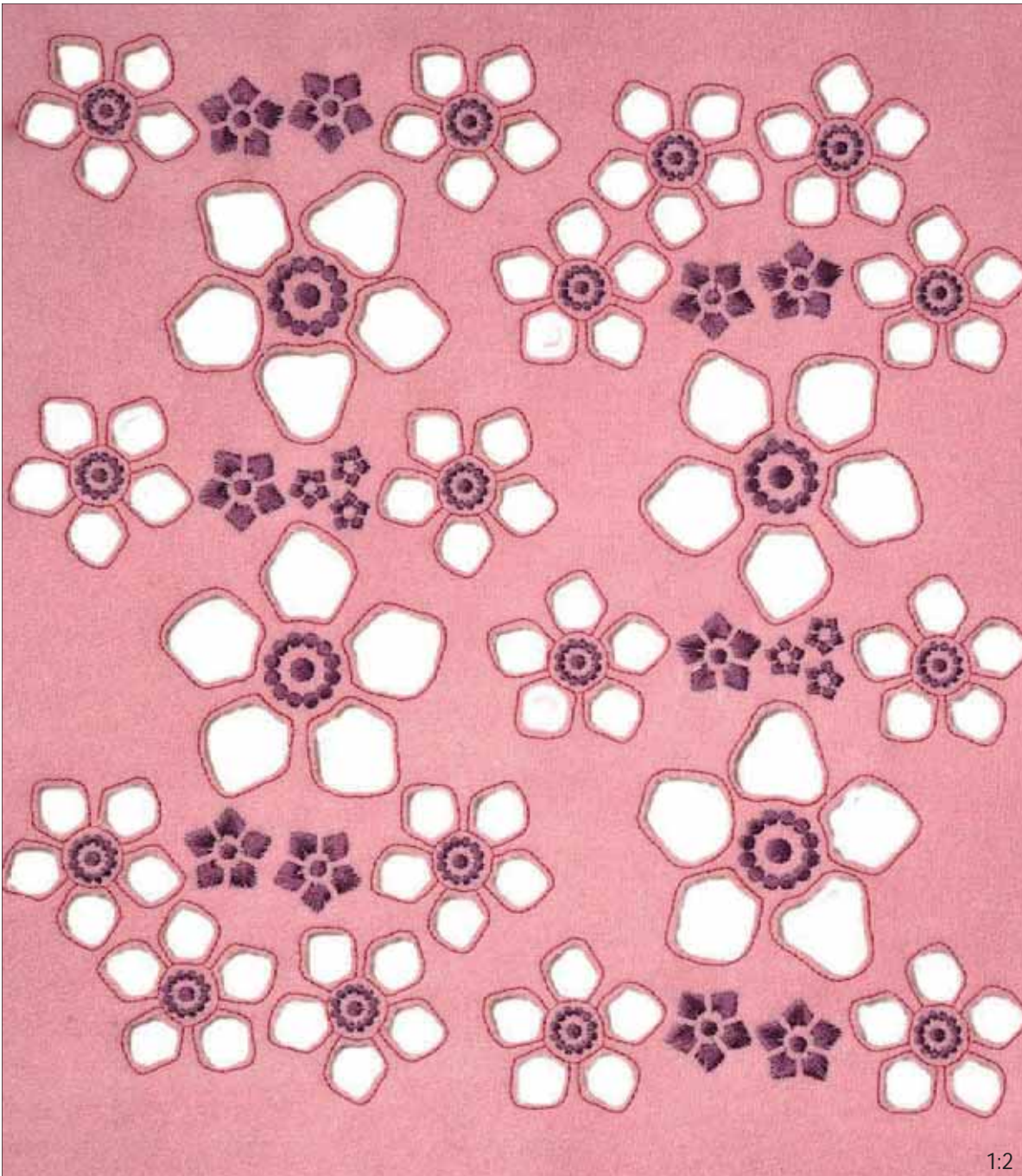
206 Majestic Quilting

M 081



M 083











1:2

A 010 | Width: 330 mm
 Height: 300 mm
 Stitches: 53 900


Gütermann Sulky
 Robison - Anton

- 1:1  7011
1004
- 1:2  7011
1004
- 1:3  7011
1004

- 2:1  7011
1004
- 2:2  7011
1004
- 2:3  7011
1004

(✂) Cut inside marked area
 if not using INSPIRA™
 Cutwork Needles

(✂) Cut inside marked area
 if not using INSPIRA™
 Cutwork Needles

1:4  Needle #1

2:4  Needle #1

1:5  Needle #2

2:5  Needle #2


1:6  Needle #3


2:6  Needle #3

1:7  Needle #4

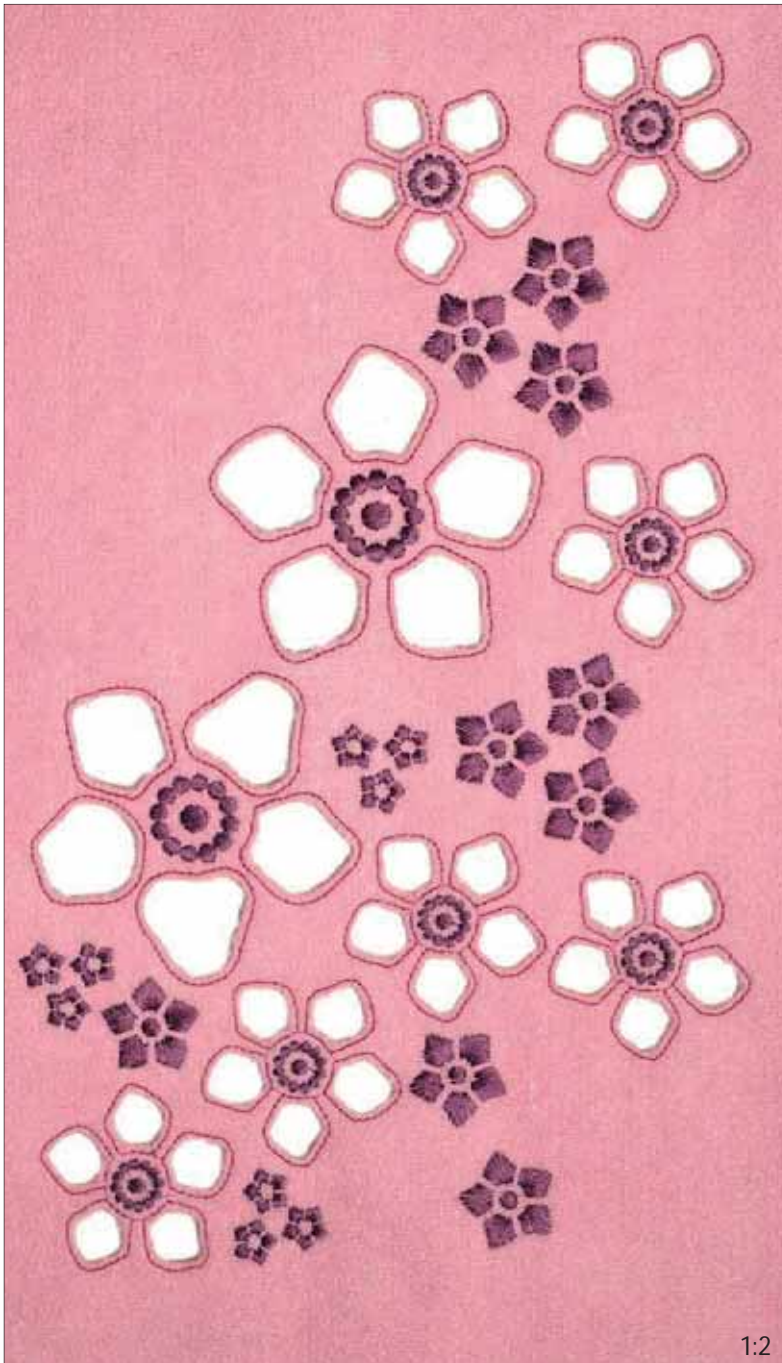
2:7  Needle #4

 Trim and remove the
 cut fabric

 Trim and remove the
 cut fabric

 Clean the Bobbin Area





1:2

A 011 | Width: 194 mm
 Height: 325 mm
 Stitches: 27 584



Gütermann Sulky
 Robison - Anton

1  7011
 1004

2  7011
 1004

(3<) Cut inside marked area
 if not using INSPIRA™
 Cutwork Needles


3  Needle #1

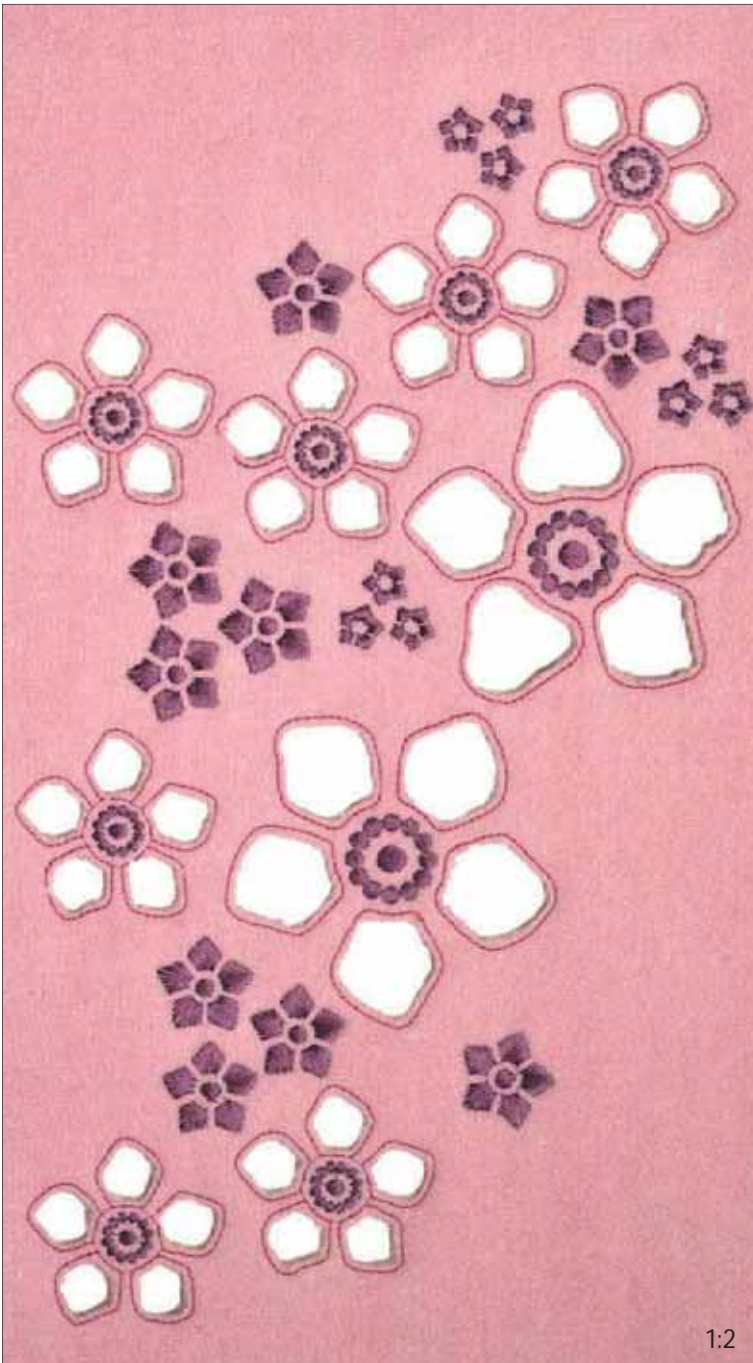
4  Needle #2

5  Needle #3

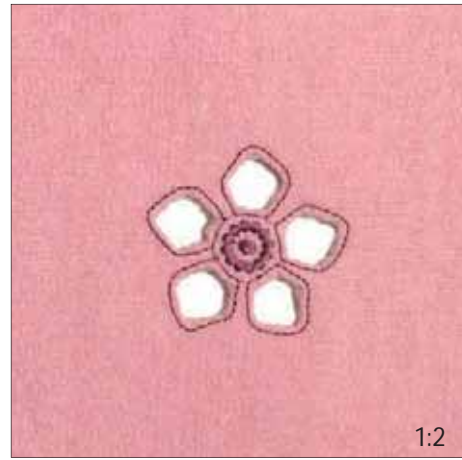
6  Needle #4

 Trim and remove the
 cut fabric

 Clean the Bobbin Area



1:2



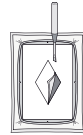
1:2

A 013

Width: 53 mm

Height: 50 mm

Stitches: 2 183



Gütermann Sulky
Robison - Anton

1 1035
2376

5 Needle #3

2 1035
2376

6 Needle #4

(✂) Cut inside marked area
if not using INSPIRA™
Cutwork Needles

Trim and remove the
cut fabric

Clean the Bobbin Area

3 Needle #1

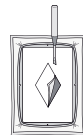
4 Needle #2

A 014

Width: 87 mm

Height: 83 mm

Stitches: 3 729



Gütermann Sulky
Robison - Anton

1 1035
2376

2 1035
2376

(✂) Cut inside marked area
if not using INSPIRA™
Cutwork Needles

3 Needle #1

4 Needle #2

5 Needle #3

6 Needle #4

Trim and remove the
cut fabric

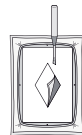
Clean the Bobbin Area

A 012

Width: 194 mm

Height: 325 mm

Stitches: 27 457



Gütermann Sulky
Robison - Anton

1 7011
1004

2 7011
1004

(✂) Cut inside marked area
if not using INSPIRA™
Cutwork Needles

3 Needle #1


4 Needle #2

5 Needle #3

6 Needle #4

Trim and remove the
cut fabric

Clean the Bobbin Area



A 017

Width: 127 mm

Height: 172 mm

Stitches: 5 927

Gütermann Sulky
Robison - Anton

1  1064
2299

* Add appliqué fabric

2  1064
2299

✂ Trim appliqué fabric

* Add appliqué fabric

3  1267
2567

✂ Trim appliqué fabric


* Add appliqué fabric

*



✂



4  1237
2610

✂ Trim appliqué fabric

5  7011
1004



A 018

Width: 129 mm


Height: 140 mm

Stitches: 5 672

Gütermann Sulky
Robison - Anton

1  1064
2299

* Add appliqué fabric

2  1064
2299

✂ Trim appliqué fabric

* Add appliqué fabric

3  1267
2567

*



✂




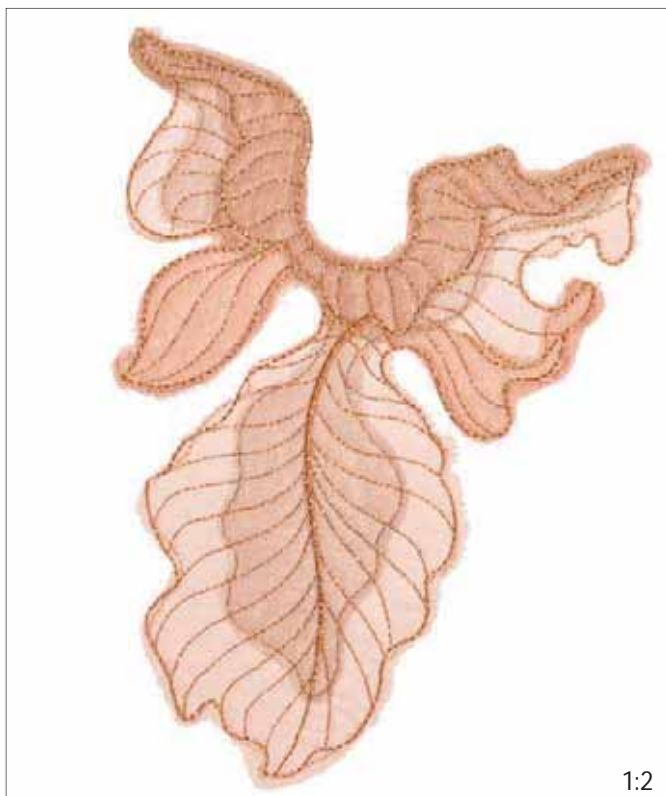
✂ Trim appliqué fabric

* Add appliqué fabric

4  1237
2610

✂ Trim appliqué fabric

5  7011
1004



A 019

Width: 140 mm

Height: 195 mm

Stitches: 7 693

Gütermann Sulky
Robison - Anton

1  1064
2299

* Add appliqué fabric

2  1064
2299

✂ Trim appliqué fabric

* Add appliqué fabric


3  1267
2567

✂ Trim appliqué fabric

* Add appliqué fabric

4  1237
2610

✂ Trim appliqué fabric

5  7011
1004

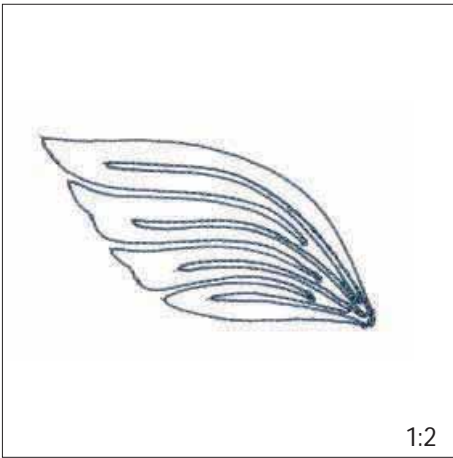
*



✂



1:2



1:2

A 020


Width: 90 mm

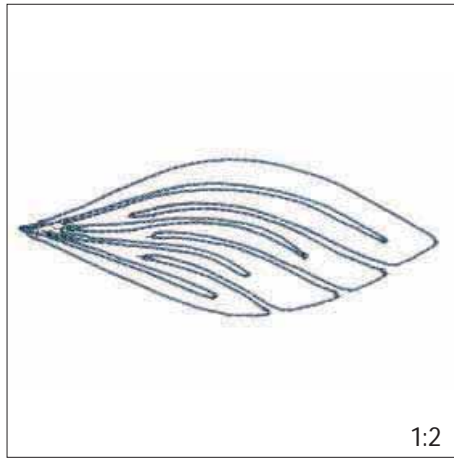


Height: 46 mm

Stitches: 553

Gütermann Sulky
Robison - Anton

● 1  1536 For use with Specialty Bobbin case
2535



1:2

A 021

Width: 110 mm

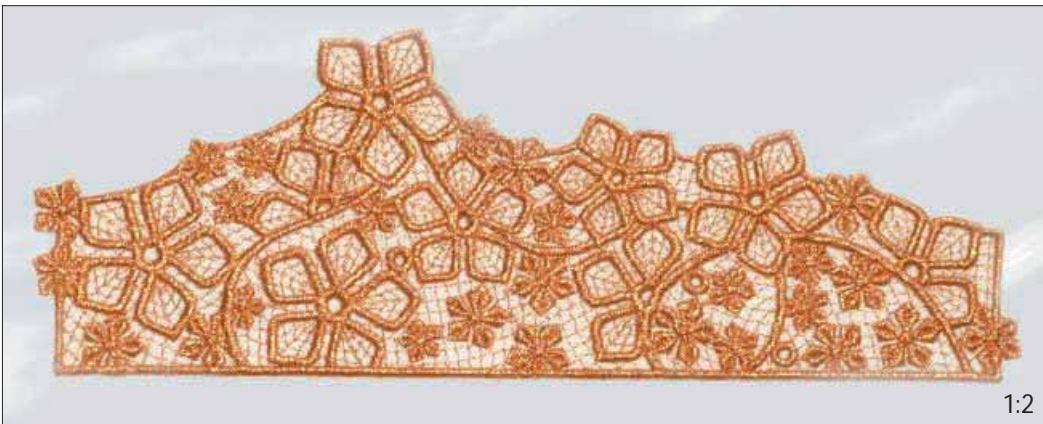


Height: 45 mm

Stitches: 565

Gütermann Sulky
Robison - Anton

● 1  1536 For use with Specialty Bobbin case
2535



1:2

A 024

Width: 263 mm


Height: 93 mm

Stitches: 50 961

Gütermann Sulky
Robison - Anton

1  7011
1004





1:2

✂ THREAD VELVET™

B 001

Width: 131 mm

Height: 300 mm

Stitches: 36 381

Gütermann Sulky
Robison - Anton

- | | | | | | |
|---|--|--------------|----|--|--------------|
| 1 | | 7021
1014 | 6 | | 1251
2730 |
| 2 | | 1191
2417 | 7 | | 7007
1003 |
| 3 | | 7007
1003 | 8 | | 1191
2417 |
| 4 | | 7021
1014 | 9 | | 1251
2730 |
| 5 | | 1191
2417 | 10 | | 7007
1003 |



1:2

B 002

Width: 129 mm

Height: 330 mm

Stitches: 24 361

Gütermann Sulky
Robison - Anton

- | | | | | | |
|---|--|--------------|----|--|--------------|
| 1 | | 7007
1003 | 6 | | 7021
1014 |
| 2 | | 1191
2417 | 7 | | 7007
1003 |
| 3 | | 7021
1014 | 8 | | 1251
2730 |
| 4 | | 7052
1012 | 9 | | 1191
2417 |
| 5 | | 1191
2417 | 10 | | 1251
2730 |

- | | | |
|----|--|---|
| 11 | | 7007
1003 |
| 12 | | Needle #1 |
| 13 | | Needle #2 |
| * | | Add a heavy weight water soluble stabilizer underneath the hoop |
| 14 | | 1251
2730 |
| 15 | | 1251
2730 |

Trim and remove the cut fabric

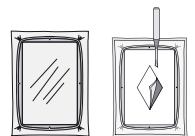
Cut inside marked area if not using INSPIRA™ Cutwork Needles

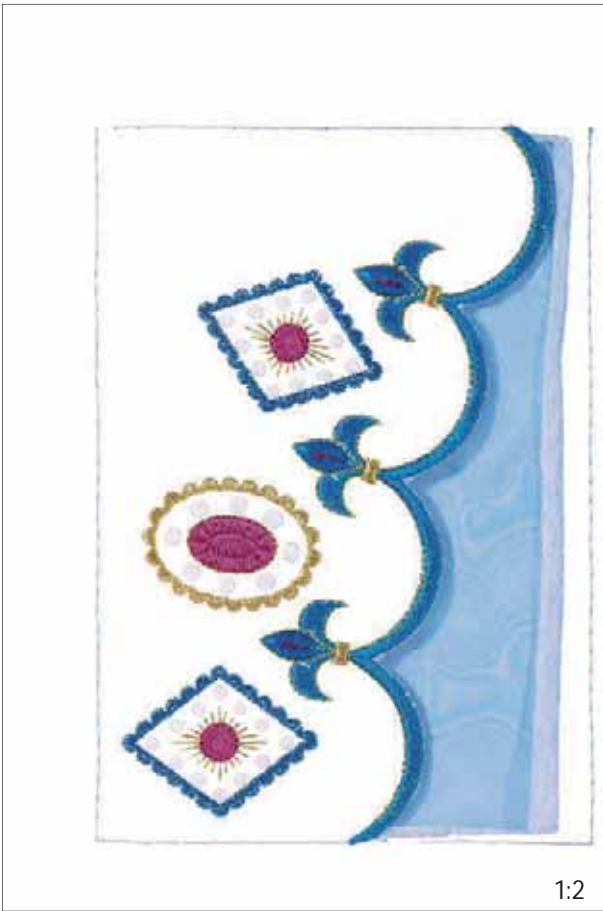
If desired: cut away water soluble stabilizer along the satin edge and place second fabric underneath the hoop

16 1251
2730

17 7007
1003

Clean the Bobbin Area





1:2

B 003 | Width: 130 mm
Height: 190 mm
Stitches: 13 690

Gütermann Sulky
Robison - Anton

- | | | | | | |
|----|--|--------------|--|--|--------------|
| 1 | | 7007
1003 | 11 | | 7007
1003 |
| 2 | | 1191
2417 | () Cut inside marked area if not using INSPIRA™ Cutwork Needles | | |
| 3 | | 7021
1014 | 12 | | Needle #1 |
| 4 | | 7052
1012 | 13 | | Needle #2 |
| 5 | | 1191
2417 | * Add a heavy weight water soluble stabilizer underneath the hoop | | |
| 6 | | 7021
1014 | 14 | | 1251
2730 |
| 7 | | 7007
1003 | 15 | | 1251
2730 |
| 8 | | 1251
2730 | Trim and remove the cut fabric | | |
| 9 | | 1191
2417 | 16 | | 1251
2730 |
| 10 | | 1251
2730 | * If desired: cut away water soluble stabilizer along the satin edge and place second fabric underneath the hoop | | |
| | | | 17 | | 7007
1003 |
| | | | Clean the Bobbin Area | | |



1:2

B 005 | Width: 159 mm
Height: 156 mm
Stitches: 27 259

Gütermann Sulky
Robison - Anton

- | | | |
|---|--|--------------|
| 1 | | 7052
1012 |
| 2 | | 7052
1012 |
| 3 | | 7007
1003 |
| 4 | | 1191
2417 |
| 5 | | 1251
2730 |
| 6 | | 7007
1003 |
| 7 | | 1191
2417 |
| 8 | | 7007
1003 |
| 9 | | 7021
1014 |



1:2

B 007 | Width: 97 mm
Height: 135 mm
Stitches: 8 432

Gütermann Sulky
Robison - Anton

- | | | |
|---|--|--------------|
| 1 | | 1191
2417 |
| 2 | | 1251
2730 |
| 3 | | 7052
1012 |
| 4 | | 7007
1003 |
| 5 | | 7021
1014 |



B 008






✂ THREAD VELVET™


Width: 84 mm

Height: 135 mm

Stitches: 7 960

Gütermann Sulky
Robison - Anton

- 1  1191
2417
- 2  1251
2730
- 3  7052
1012
- 4  7007
1003
- 5  7021
1014








B 010

Width: 120 mm

Height: 73 mm

Stitches: 7 824

Gütermann Sulky
Robison - Anton

- 1  1191
2417
- 2  1251
2730
- 3  7052
1012
- 4  7007
1003
- 5  7021
1014

✂ THREAD VELVET™













B 017

Width: 68 mm

Height: 165 mm

Stitches: 8 435


Gütermann Sulky
Robison - Anton

- 1  1251
2730
- 2  1251
2730
- 3  1251
2730
- 4  1191
2417
- 5  7021
1014
- 6  7007
1003
- 7  1251
2730
- 8  1191
2417
- 9  1251
2730
- 10  7007
1003

* Add appliqué fabric

✂ Trim appliqué fabric

* ✂ ✂ THREAD VELVET™





1:2











B 022


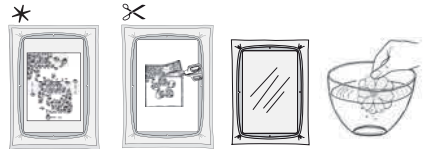
Width: 111 mm

Height: 226 mm

Stitches: 20 939

Gütermann Sulky
Robison - Anton

- | | | | |
|------------------------|--|----|--|
| 1 |  1251
2730 | 6 |  7007
1003 |
| * Add appliqué fabric | | | |
| 2 |  1251
2730 | 7 |  1063
2343 |
| % Trim appliqué fabric | | | |
| 3 |  1251
2730 | 8 |  7052
1012 |
| 4 |  1191
2417 | 9 |  7007
1003 |
| 5 |  7052
1012 | 10 |  1251
2730 |



1:2

B 023

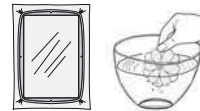
Width: 136 mm

Height: 111 mm

Stitches: 43 929

Gütermann Sulky
Robison - Anton

- | | |
|---|---|
| 1 |  7052
1012 |
|---|---|





1:2

B 030

Width: 119 mm

Height: 340 mm

Stitches: 42 712

Gütermann Sulky
Robison - Anton

- | | | | | | | | | |
|---|--|--------------|------------------------|--|--------------|----|--------------|--------------|
| 1 | | 8017 | 6 | | 7009
1006 | 11 | | 1090
2519 |
| 2 | | 1251
2730 | 7 | | 1095
2518 | 12 | | 1251
2740 |
| 3 | | 1095
2306 | * Add appliqué fabric | | 13 | | 1560
2305 | |
| 4 | | 1095
2518 | 8 | | 1095
2518 | | | |
| 5 | | 1250
2520 | ✂ Trim appliqué fabric | | 9 | | 1095
2518 | |
| | | | 10 | | 7009
1006 | | | |

*

✂

✂ THREAD VELVET™



1:2

B 031

Width: 180 mm

Height: 334 mm

Stitches: 38 327

Gütermann Sulky
Robison - Anton

- | | | | | | |
|---|--|--------------|---|--|--------------|
| 1 | | 8017 | 5 | | 1250
2520 |
| 2 | | 1251
2740 | 6 | | 7009
1006 |
| 3 | | 1095
2518 | 7 | | 1251
2740 |
| 4 | | 1095
2306 | 8 | | 1560
2305 |

✂ THREAD VELVET™



B 032

Width: 139 mm

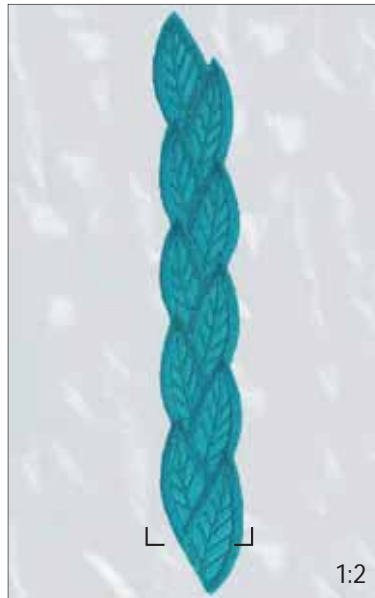
✂ THREAD VELVET™

Height: 143 mm

Stitches: 13 592

Gütermann Sulky
Robison - Anton

1		8017	5		1250 2520
2		1251 2740	6		7009 1006
3		1095 2518	7		1251 2740
4		1095 2518	8		1560 2305



B 033

Width: 28 mm

Height: 158 mm



Stitches: 7 252

Gütermann Sulky
Robison - Anton

* Add appliqué fabric

1		1090 2519
2		1090 2519
3		1090 2519

✂ Trim appliqué fabric



B 034

Width: 195 mm


Height: 348 mm

Stitches: 40 912

Gütermann Sulky
Robison - Anton

1		1080 2588	6		1045 2310	11		1533 2504	16		1124 2325
2		1192 2500	7		1285 2594	12		1256 2259	17		1192 2500
3		1332 2279	8		1513 2446	13		1169 2249	18		1285 2594
4		1104 2547	9		1184 2467	14		1309 2418	19		1029 2433
5		1550 2607	10		1039 2508	15		1025 2400	20		1074 2300

✂ THREAD VELVET™



1:2

B 035

Width: 185 mm

Height: 354 mm

Stitches: 46 117

Gütermann Sulky
Robison - Anton

1		1080 2588	6		1045 2310	11		1533 2504	16		1124 2325
2		1192 2500	7		1285 2594	12		1256 2259	17		1192 2500
3		1332 2279	8		1513 2446	13		1169 2249	18		1285 2594
4		1104 2547	9		1184 2467	14		1309 2418	19		1029 2433
5		1550 2607	10		1039 2508	15		1025 2400	20		1074 2300

✂ THREAD VELVET™



1:2

B 036

Width: 195 mm

Height: 350 mm

Stitches: 54 514

Gütermann Sulky
Robison - Anton

1		1080 2588	5		1550 2607	9		1184 2467	13		1169 2249	17		1192 2500
2		1192 2500	6		1045 2310	10		1039 2508	14		1309 2418	18		1285 2594
3		1332 2279	7		1285 2594	11		1533 2504	15		1025 2400	19		1029 2433
4		1104 2547	8		1513 2446	12		1256 2259	16		1124 2325	20		1074 2300

✂ THREAD VELVET™



B 044

Width: 147 mm

Height: 320 mm

Stitches: 36 922

Gütermann Sulky
Robison - Anton

1 1287
2221

2 1104
2547

3 1276
2572

4 1104
2547

5 1287
2221

6 1047
2238

7 1117
2276

* Add appliqué fabric

8 1117
2276

✂ Trim appliqué fabric

9 1117
2276

10 1034
2611

11 1307
2248

12 1309
2418

13 1313
2398

14 1034
2611

15 1533
2504

16 1307
2248

1:2

*



✂



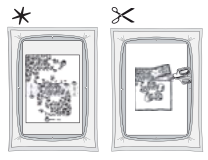
✂ THREAD VELVET™



1:2


B 045

Width: 323 mm
 Height: 335 mm
 Stitches: 105 316
 Gütermann Sulky
 Robison - Anton



1:1	1064 2377	1:9	1313 2398	1:17	1287 2221	2:3	1034 2611	2:11	1104 2547	2:19	1172 2308
1:2	1117 2276	1:10	1239 2394	1:18	1047 2238	2:4	1313 2398	2:12	1287 2221	2:20	1117 2276
1:3	1117 2276	✂ Trim appliqué fabric	1:11	621 2581	1:19	1074 2300	2:5	1239 2394	2:13	1047 2238	* Add appliqué fabric
1:4	1307 2248	1:12	1021 2289	1:20	1291 2536	2:6	621 2581	2:14	1074 2300	2:21	1117 2276
1:5	1119 2591	1:13	1287 2221	1:21	1283 2386	2:7	1021 2289	* Add appliqué fabric	✂ Trim appliqué fabric	2:22	1117 2276
1:6	1034 2611	1:14	1104 2547	1:22	1172 2308	2:8	1276 2572	2:15	1172 2308	2:23	1034 2611
1:7	1533 2504	1:15	1276 2572	2:1	1064 2377	2:9	1104 2547	✂ Trim appliqué fabric	2:24	1309 2418	
1:8	1307 2248	1:16	1104 2547	2:2	1119 2591	2:10	1276 2572	2:16	1172 2308	2:25	1533 2504
								2:17	1283 2386	2:26	1307 2248
								2:18	1294 2613		

✂ THREAD VELVET™



B 047 | Width: 42 mm
 Height: 102 mm
 Stitches: 5 667
 Gütermann Sulky
 Robison - Anton

1	1285 2594
2	1029 2433
3	1074 2300



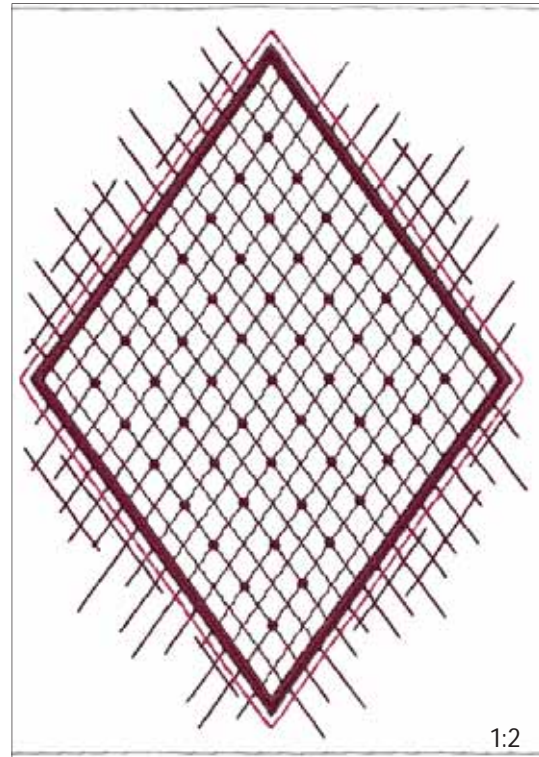
B 048 | Width: 38 mm
 Height: 37 mm
 Stitches: 3 358
 Gütermann Sulky
 Robison - Anton

1	1258 2398
2	1258 2398
3	1239 2394
4	621 2581
5	1021 2289



B 058 | Width: 141 mm
 Height: 189 mm
 Stitches: 33 067
 Gütermann Sulky
 Robison - Anton

1	1220 2217
2	1011 2618




B 060 | Width: 146 mm
 Height: 195 mm
 Stitches: 16 185
 Gütermann Sulky
 Robison - Anton

1	1035 2376	5	1035 2376
2	1533 2504	6	1035 2376
3	Needle #1	7	1035 2376
4	Needle #2	8	0534 2498

* Add a heavy weight water soluble stabilizer underneath the hoop

✂ Trim and remove the cut fabric

🧼 Clean the Bobbin Area



B 061


Width: 47 mm

Height: 51 mm

Stitches: 4 549

Gütermann Sulky
Robison - Anton

- 1 0534
2498
- 2 1533
2504
- 3 1115
2276
- 4 1115
2276
- 5 7013
1011



B 062

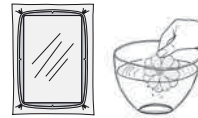
Width: 42 mm

Height: 41 mm

Stitches: 4920

Gütermann Sulky
Robison - Anton

- 1 1035
2376
- 2 1533
2504
- 3 1115
2276
- 4 0534
2498
- 5 7012
1011



B 063



Width: 53 mm

Height: 53 mm

Stitches: 6 779

Gütermann Sulky
Robison - Anton

- 1 1035
2376
- 2 1533
2504
- 3 1115
2276
- 4 0534
2498
- 5 1115
2276
- 6 7013
1011



B 070

Width: 132 mm

Height: 168 mm


Stitches: 781

Gütermann Sulky
Robison - Anton

- ❖ 1 1533
2504



Foot 1



B 071

Width: 143 mm

Height: 124 mm

Stitches: 811

Gütermann Sulky
Robison - Anton

- ❖ 1 1533
2504



Foot 1



B 072

Width: 58 mm

Height: 45 mm

Stitches: 292

Gütermann Sulky
Robison - Anton

- ❖ 1 1533
2504



Foot 1




B 073 | Width: 27 mm
Height: 25 mm
Stitches: 2 171

Gütermann Sulky
Robison - Anton

- 1 1553
2504
- 3 1115
2276

1:2




B 074 | Width: 35 mm
Height: 33 mm
Stitches: 3 557

Gütermann Sulky
Robison - Anton

- 1 1553
2504
- 2 0534
2498
- 3 1115
2276

1:2



B 075 | Width: 32 mm
Height: 30 mm
Stitches: 2 665

Gütermann Sulky
Robison - Anton

- 1 1553
2504
- 2 1115
2276
- 3 0534
2498

1:2



B 076 | Width: 107 mm
Height: 91 mm
Stitches: 8 849

Gütermann Sulky
Robison - Anton

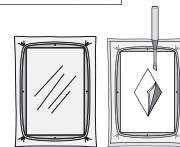
- 1 1533
2504
- 2 1533
2504
- 3 Needle #1
- 4 Needle #2
- 5 1115
2276
- 6 1115
2276
- 7 1115
2276
- 8 1115
2276

(✂) Cut inside marked area if not using INSPIRA™ Cutwork Needles

Trim and remove the cut fabric

* Add a heavy weight water soluble stabilizer underneath the hoop

Clean the Bobbin Area



B 079 | Width: 112 mm
Height: 239 mm
Stitches: 62 596
Gütermann Sulky
Robison - Anton

- 1 1115
2276

1:2





B 080

Width: 178 mm

Height: 322 mm

Stitches: 28 082

Gütermann Sulky
Robison - Anton

1 1817
2230

2 1817
2230

3 8054

4 7001
1002

5 1231
2262

* Add appliqué fabric

6 1231
2262

✂ Trim appliqué fabric

7 8054

8 7001
1002

9 1231
2262



1:2

B 081

Width: 88 mm

Height: 97 mm

Stitches: 4 698

Gütermann Sulky
Robison - Anton

1 1231
2262

* Add appliqué fabric

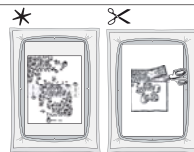
2 1231
2262

✂ Trim appliqué fabric

3 8054

4 7001
1002

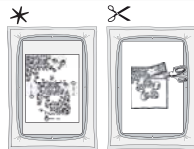
5 1231
2262



1:2



1:2



B 082


Width: 189 mm

Height: 278 mm

Stitches: 17 010
Gütermann Sulky
Robison - Anton

1  1817
2230

2  1817
2230

3  1191
2417

4  7001
1002

5  8054

6  1231
2262

* Add appliqué fabric

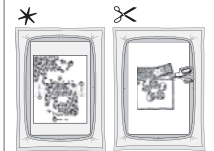
7  1231
2262

✂ Trim appliqué fabric

8  8054



1:2



B 083

Width: 64 mm

Height: 165 mm

Stitches: 8 174
Gütermann Sulky
Robison - Anton

1  1817
2230

2  7001
1002

3  1231
2262

* Add appliqué fabric


4  1231
2262

✂ Trim appliqué fabric

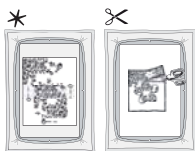
5  7001
1002

6  8054

7  1231
2262



1:2




B 084

Width: 67 mm

Height: 60 mm

Stitches: 3 444

Gütermann Sulky
Robison - Anton

1  1231
2261

* Add appliqué fabric

2  1231
2261

✂ Trim appliqué fabric

3  7001
1002

4  8054

5  1231
2262



B 085

Width: 78 mm

Height: 175 mm

Stitches: 6 135

Gütermann Sulky

Robison - Anton

1 8054

2 1817
2230

3 7001
1002

4 1191
2417

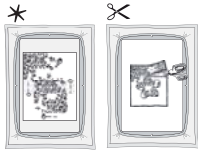
* Add appliqué fabric

5 1191
2417

< Trim appliqué fabric

6 8054

1:2



B 086

Width: 96 mm

Height: 94 mm

Stitches: 5 070

Gütermann Sulky

Robison - Anton

1 1817
2230

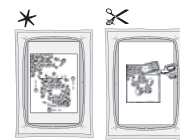
* Add appliqué fabric

2 1231
2262

< Trim appliqué fabric

3 7001
1002

4 8054



1:2



B 093

Width: 195 mm

Height: 255 mm

Stitches: 42 185

Gütermann Sulky

Robison - Anton

1 8040

2 8054

3 8054

4 1231
2262

(<) Cut inside marked area if not using INSPIRA™ Cutwork Needles

5 Needle #1

6 Needle #2

* Add a heavy weight water soluble stabilizer underneath the hoop

7 1191
2417

< Trim and remove the cut fabric

8 1191
2417

9 1231
2262


10 1039
2508

11 1191
2417

12 7014
1009

13 1231
2262

Clean the Bobbin Area



1:2




B 094 | Width: 70 mm

Height: 80 mm

Stitches: 3 539

Gütermann Sulky
Robison - Anton

1  1231
2262

* Add appliqué fabric

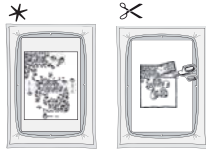
2  1231
2262

✂ Trim appliqué fabric

3  8040

4  8054

5  1231
2262



B 095 | Width: 195 mm

Height: 320 mm

Stitches: 69 466

Gütermann Sulky
Robison - Anton

1  1035
2421

2  1231
2417

3  1156
2544

(✂) Cut inside marked area
if not using INSPIRA™
Cutwork Needles

5  Needle #1

6  Needle #2

* Add a heavy weight water
soluble stabilizer
underneath the hoop

6  1321
2483

✂ Trim and remove the
cut fabric

7  1321
2483

8  1117
2375

9  1188
2432

10  1321
2483

11  1177
2546

12  1332
2230

13  1272
2317

14  1104
2250


15  1188
2432

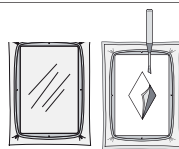
16  1109
2491


17  1117
2375

18  1039
2505

19  1169
2249

 Clean the Bobbin Area





B 096

Width: 195 mm

Height: 255 mm

Stitches: 47 606

Gütermann Sulky
Robison - Anton

- 1 1035
2421
- 2 1231
2417
- 3 1156
2544
- 4 1109
2491

(✂) Cut inside marked area if not using INSPIRA™ Cutwork Needles

5 Needle #1

6 Needle #2

* Add a heavy weight water soluble stabilizer underneath the hoop

- 7 1332
2230

(✂) Trim and remove the cut fabric

- 8 1332
2230

- 9 1104
2250

- 10 1117
2375

- 11 1321
2483

- 12 1177
2546

- 13 1272
2317

- 14 1169
2249

- 15 1188
2432

- 16 1039
2505

Clean the Bobbin Area

1:2



B 097

Width: 68 mm

Height: 95 mm

Stitches: 6 973

Gütermann Sulky
Robison - Anton

- 1 1035
2421

- 2 1231
2417

- 3 1156
2544

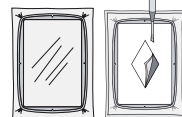
- 4 1117
2375

(✂) Cut inside marked area if not using INSPIRA™ Cutwork Needles

4 Needle #1

5 Needle #2

* Add a heavy weight water soluble stabilizer underneath the hoop



(✂) Trim and remove the cut fabric

- 7 1321
2483

- 8 1321
2483

- 9 1177
2546

- 10 1104
2250

- 11 1272
2317

- 12 1039
2505

Clean the Bobbin Area

1:2



B 099

Width: 74 mm

Height: 145 mm

Stitches: 10 924

Gütermann Sulky
Robison - Anton

- 1 1231
2417

- 2 1035
2421

- 3 1117
2375

(✂) Cut inside marked area if not using INSPIRA™ Cutwork Needles

4 Needle #1

5 Needle #2

* Add a heavy weight water soluble stabilizer underneath the hoop

- 6 1104
2250

(✂) Trim and remove the cut fabric

- 7 1104
2250

- 8 1156
2544

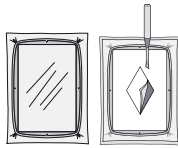
- 9 1039
2505

- 10 1177
2546

- 11 1104
2250

- 12 1272
2317

Clean the Bobbin Area



B 100 | Width: 93 mm
 Height: 190 mm
 Stitches: 11 745
 Gütermann Sulky
 Robison - Anton

1 1035
 2421

2 1231
 2417

3 1156
 2544

(✂) Cut inside marked area
 if not using INSPIRA™
 Cutwork Needles

4 Needle #1

5 Needle #2

* Add a heavy weight water
 soluble stabilizer
 underneath the hoop

6 1104
 2250

Trim and remove the
 cut fabric

7 1104
 2250


8 1117
 2375

9 1177
 2546

10 1272
 2317

11 1039
 2505

Clean the Bobbin Area



B 101 | Width: 66 mm
 Height: 145 mm
 Stitches: 5 972
 Gütermann Sulky
 Robison - Anton

1 1035
 2421

2 1156
 2544

3 1117
 2375

(✂) Cut inside marked area
 if not using INSPIRA™
 Cutwork Needles

4 Needle #1

5 Needle #2

* Add a heavy weight water
 soluble stabilizer
 underneath the hoop

6 1332
 2230

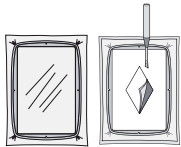
Trim and remove the
 cut fabric

7 1332
 2230

8 1104
 2250

9 1272
 2317

Clean the Bobbin Area



B 102 | Width: 95 mm
 Height: 155 mm
 Stitches: 17 993
 Gütermann Sulky
 Robison - Anton

1 1035
 2421

2 1231
 2417

3 1156
 2544

4 1117
 2375

(✂) Cut inside marked area
 if not using INSPIRA™
 Cutwork Needles

5 Needle #1

6 Needle #2

* Add a heavy weight water
 soluble stabilizer
 underneath the hoop

7 1321
 2483

Trim and remove the
 cut fabric

8 1321
 2483

9 1332
 2230

10 1104
 2250

11 1272
 2317

12 1332
 2230

13 1169
 2249

14 1039
 2505

Clean the Bobbin Area












B 118

Width: 124 mm

Height: 256 mm

Stitches: 16 742

Gütermann Sulky
Robison - Anton

- 1  1032
2292
- 2  1192
2500
- 3  1020
2582
- 4  1020
2582
- 5  1822
2489
- 6  1822
2489
- 7  1015
2593
- 8  1169
2252
- 9  1191
2262

1:2

✂️ THREAD VELVET™



B 122

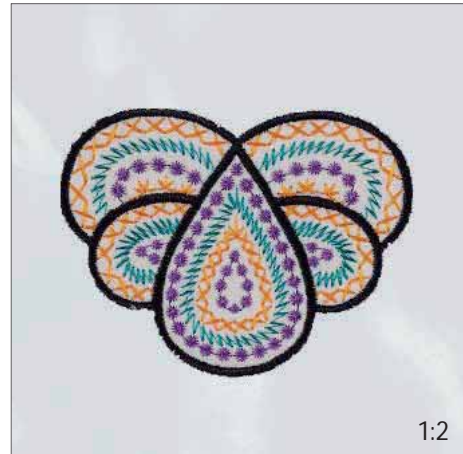

Width: 42 mm

Height: 72 mm

Stitches: 5 451

Gütermann Sulky
Robison - Anton

- 1  1005
2296
- * Add appliqué fabric
- 2  1005
2296
- ✂️ Trim appliqué fabric
- 3  1005
2296









B 123


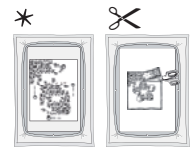
Width: 93 mm

Height: 71 mm

Stitches: 5 639

Gütermann Sulky
Robison - Anton

- 1  1005
2296
- * Add appliqué fabric
- 2  1005
2296
- 3  1813
2380
- 4  1065
2465
- 5  1230
2621
- ✂️ Trim appliqué fabric
- 6  1005
2296







B 125

Width: 107 mm

Height: 100 mm

Stitches: 8 378

Gütermann Sulky
Robison - Anton

- 1  1005
2296
- * Add appliqué fabric underneath the hoop.
- 2  1005
2296
- ✂️ Carefully cut away the top fabric and stabilizer, leave the appliqué fabric underneath.
- 3  1041
2585
- ✂️
- 4  1005
2296

* Reversed appliqué







B 126

Width: 83 mm

Height: 105 mm

Stitches: 8 654

Gütermann Sulky
Robison - Anton

- 1  1005
2296
- * Add appliqué fabric underneath the hoop.
- 2  1005
2296
- ✂️ Carefully cut away the top fabric and stabilizer, leave the appliqué fabric underneath.
- 3  1041
2585
- ✂️
- 4  1005
2296

* Reversed appliqué





B 131

Width: 101 mm

Height: 83 mm

Stitches: 5 447

Gütermann Sulky
Robison - Anton

1 1822
2489


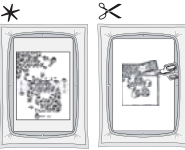
* Add appliqué fabric

2 1822
2489

3 1231
2261

✂ Trim appliqué fabric

4 1822
2489



B 132

Width: 83 mm

Height: 75 mm

Stitches: 5 289

Gütermann Sulky
Robison - Anton

1 1822
2489

* Add appliqué fabric

2 1822
2489

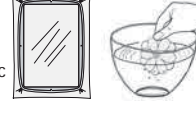
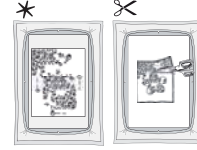
3 1231
2261

4 1813
2426

5 1065
2465

✂ Trim appliqué fabric

6 1822
2489



B 133

Width: 43 mm

Height: 70 mm

Stitches: 2 212

Gütermann Sulky
Robison - Anton

1 1230
2615


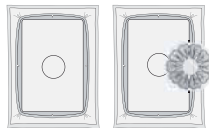
Δ Add pop up design nr B 131
& B 132

2 1230
2615

3 1288
2204

4 1230
2615

✂ THREAD VELVET™



B 136

Width: 110 mm

Height: 108 mm

Stitches: 6 562

Gütermann Sulky
Robison - Anton

1 1121
2599

* Add appliqué fabric

2 1121
2599

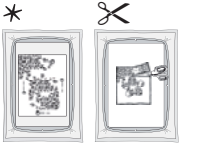
3 1065
2465

4 1231
2261

5 1121
2599

✂ Trim appliqué fabric

6 1121
2599





1:2

B 146

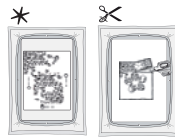
Width: 182 mm

Height: 256 mm

Stitches: 28 978

Gütermann Sulky
Robison - Anton

1		1082 2232	11		1291 2536
2		1056 2569	12		1283 2386
3		1034 2611	13		1239 2394
4		1035 2622	14		1158 2569
5		1071 2574	* Add appliqué fabric		
6		1239 2401	15		1034 2611
7		567 2401	✂ Trim appliqué fabric		
* Add appliqué fabric		16		1034 2611	
8		567 2401	17		1035 2622
✂ Trim appliqué fabric		18		1034 2611	
9		567 2401	19		567 2401
10		1074 2300	20		1170 2402



1:2

B 148

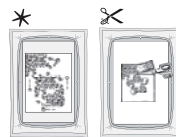
Width: 195 mm

Height: 223 mm

Stitches: 10 568

Gütermann Sulky
Robison - Anton

1		1082 2232
2		1034 2611
* Add appliqué fabric		
3		1034 2611
✂ Trim appliqué fabric		
4		1034 2611
5		1035 2622
6		1034 2611
7		1239 2401
8		567 2401
9		1170 2402
10		1056 2569





B 150

Width: 100 mm

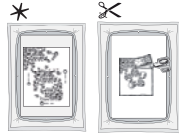
Height: 117 mm

Stitches: 12 292

Gütermann Sulky

Robison - Anton

- 1 1071
2574
- * Add appliqué fabric
- 2 1071
2574
- ✂ Trim appliqué fabric
- 3 1071
2574
- 4 1017
2413
- 5 502
2398
- 6 1034
2611
- 7 1035
2622
- 8 1239
2394
- 9 1291
2536
- 10 1283
2386
- 11 1276
2572
- 12 630
2551
- 13 1057
2251



B 152


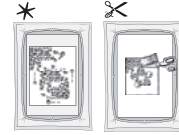
Width: 74 mm

Height: 78 mm

Stitches: 4 511

Gütermann Sulky
Robison - Anton

- 1 1034
2611
- * Add appliqué fabric
- 2 1034
2611
- ✂ Trim appliqué fabric
- 3 1034
2611
- 4 1035
2622
- 5 1034
2611
- 6 567
2401
- 7 1170
2402



B 153

Width: 109 mm

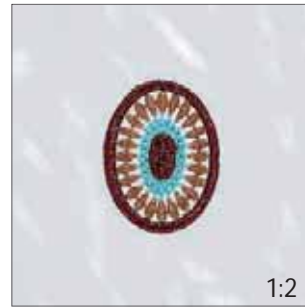

Height: 174 mm

Stitches: 45 697

Gütermann Sulky

Robison - Anton

- 1 7011
1004
- 2 1560
2204
- 3 1005
2296
- 4 1189
2587
- 5 7011
1004
- 6 1005
2296
- 7 1560
2204
- 8 1239
2394
- 9 7011
1004
- 10 1560
2204
- 11 1276
2572
- 12 7055
1008



B 154

Width: 31 mm

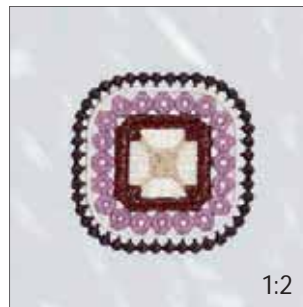

Height: 41 mm

Stitches: 3 780

Gütermann Sulky

Robison - Anton

- 1 1560
2204
- 2 7011
1004
- 3 7055
1008



B 155

Width: 49 mm

Height: 49 mm

Stitches: 7 364

Gütermann Sulky

Robison - Anton

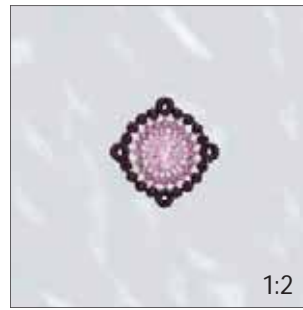

- 1 7012
1011
- 2 1059
2576
- 3 1071
2342
- 4 1071
2342
- 5 1149
2568
- 6 7055
1008
- 7 7055
1008





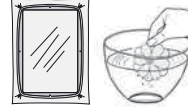
B 156 | Width: 50 mm
 Height: 168 mm
 Stitches: 20 324
 Gütermann Sulky
 Robison - Anton

1		7012 1011
2		7055 1008
3		1121 2379
4		1071 2342
5		1071 2342
6		1149 2568
7		1059 2576
8		7012 1011
9		1071 2342
10		7055 1008




B 157 | Width: 29 mm
 Height: 29 mm
 Stitches: 1 943
 Gütermann Sulky
 Robison - Anton

1		7012 1011
2		1059 2576
3		1121 2379



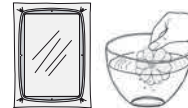
B 158 | Width: 43 mm
 Height: 66 mm
 Stitches: 8 535
 Gütermann Sulky
 Robison - Anton

1		1189 2587
2		7011 1004
3		1005 2296
4		1560 2204
5		7055 1008
6		7011 1004
7		7011 1004
8		7011 1004



B 159 | Width: 29 mm
 Height: 56 mm
 Stitches: 3 860
 Gütermann Sulky
 Robison - Anton

1		1005 2296
2		7055 1008
3		7011 1004
4		7011 1004
5		7055 1008
6		7011 1004



B 160 | Width: 55 mm
 Height: 63 mm
 Stitches: 611
 Gütermann Sulky
 Robison - Anton


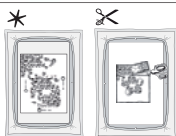
1		1005 2296
---	--	--------------

* Add appliqué fabric

2		1005 2296
---	--	--------------

< Trim appliqué fabric

3		1005 2296
---	--	--------------



B 161 | Width: 98 mm
 Height: 89 mm
 Stitches: 1 394
 Gütermann Sulky
 Robison - Anton

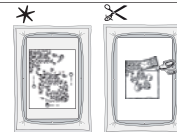
1		1005 2296
---	--	--------------

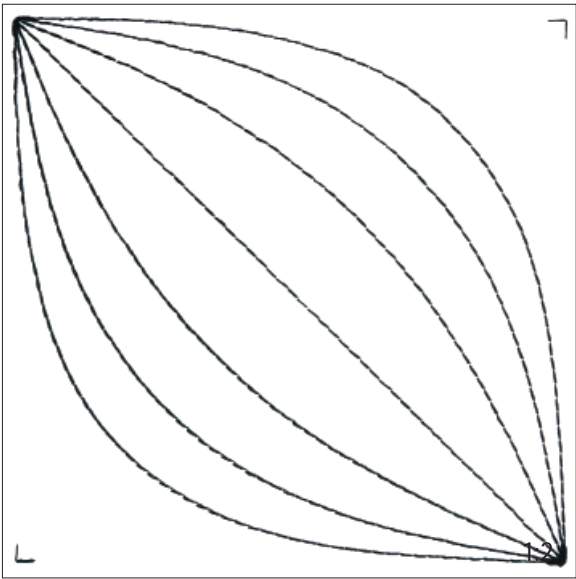
* Add appliqué fabric

2		1005 2296
---	--	--------------

< Trim appliqué fabric

3		1005 2296
4		1005 2296





B 162

Width: 146 mm

Height: 144 mm

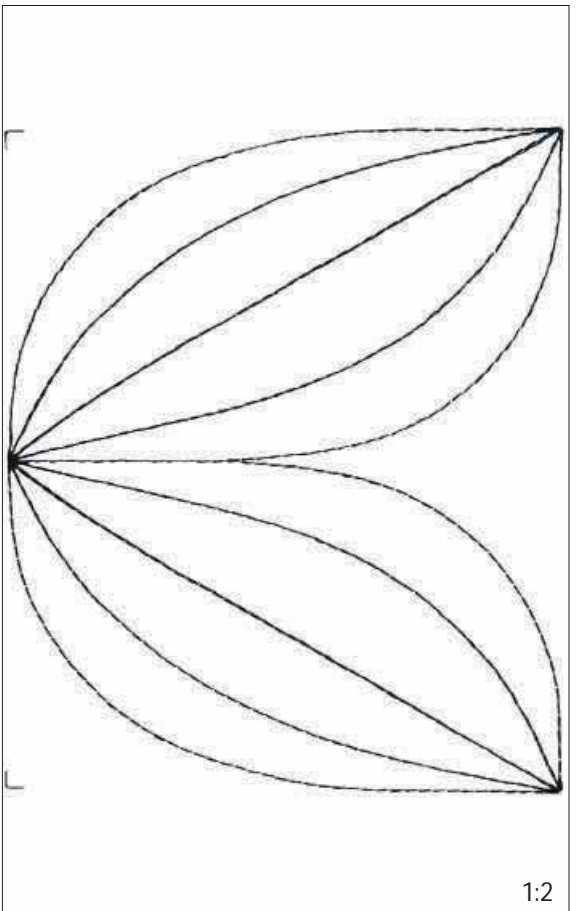
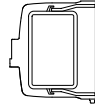
Stitches: 1 338

Gütermann Sulky

Robison - Anton

1 1005

2296



B 163

Width: 146 mm

Height: 176 mm

Stitches: 1 628

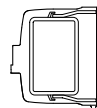
Gütermann Sulky

Robison - Anton

1 1005

2296

1:2



1:2

B 164

Width: 146 mm

∞ THREAD VELVET™

Height: 348 mm

Stitches: 44 812

Gütermann Sulky

Robison - Anton

1 1170
2402

2 1180
2572

3 1228
2477

4 1228
2477

5 1227
2562

6 1227
2562



1:2

C 001

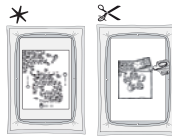
Width: 166 mm

Height: 170 mm

Stitches: 24 294

Gütermann Sulky
Robison - Anton

1	1246 2329	7	1195 2381	13	1039 2267
2	1278 2240	8	1195 2381	14	1039 2267
3	1112 2431	* Add appliqué fabric	15	1268 2574	* Trim appliqué fabric
4	1510 2322	9	1005 2296	16	1039 2267
5	1533 2432	* Trim appliqué fabric	17	1122 2425	* Add appliqué fabric
6	1189 2600	10	1503 2514	18	1122 2425
* Add appliqué fabric		11	1297 2508	* Add appliqué fabric	
		12	1005 2296	* Trim appliqué fabric	
		* Add appliqué fabric			



1:2

C 002

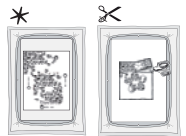
Width: 177 mm

Height: 199 mm

Stitches: 24 206

Gütermann Sulky
Robison - Anton

1	1232 2315	6	1005 2296	11	1184 2277
2	1001 2297	7	1162 2444	12	1001 2297
* Add appliqué fabric		* Add appliqué fabric	13	1232 2315	* Trim appliqué fabric
3	1278 2240	8	1246 2309	14	1001 2297
* Trim appliqué fabric		* Trim appliqué fabric			
4	1278 2240	9	1290 2730		
* Add appliqué fabric		10	1246 2309		
5	1005 2296	* Trim appliqué fabric			



1:2

C 003

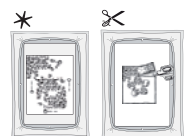
Width: 178 mm

Height: 144 mm

Stitches: 26 068

Gütermann Sulky
Robison - Anton

1	1246 2329	7	1035 2249	13	1290 2730
2	1065 2213	* Add appliqué fabric	14	1071 2342	* Trim appliqué fabric
3	1035 2376	8	1001 2297	15	1234 2487
* Add appliqué fabric		* Trim appliqué fabric	9	1001 2297	
4	1168 2218	10	1147 2378		
* Trim appliqué fabric		11	1035 2249		
5	1168 2218	* Add appliqué fabric	12	1184 2277	
* Add appliqué fabric		* Trim appliqué fabric			
6	1035 2249				





1:2

C 004

Width: 164 mm

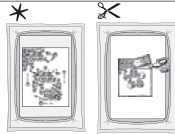
Height: 170 mm

Stitches: 26 438

Gütermann Sulky

Robison - Anton

- | | | | | | | | | |
|------------------------|------|------|------------------------|------|------|----|------|------|
| 1 | 1536 | 2535 | 6 | 0534 | 2270 | 11 | 1001 | 2297 |
| 2 | 1533 | 2432 | 7 | 0534 | 2270 | 12 | 1005 | 2296 |
| 3 | 1536 | 2535 | 8 | 1263 | 2622 | 13 | 1162 | 2444 |
| * Add appliqué fabric | | | 9 | 1001 | 2297 | 14 | 1231 | 2261 |
| 4 | 1162 | 2444 | * Add appliqué fabric | | | | | |
| ✂ Trim appliqué fabric | | | 10 | 1001 | 2297 | | | |
| 5 | 1162 | 2444 | ✂ Trim appliqué fabric | | | | | |
| * Add appliqué fabric | | | | | | | | |



1:2

C 005

Width: 97 mm

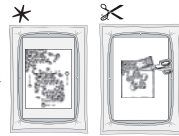
Height: 110 mm

Stitches: 9 959

Gütermann Sulky

Robison - Anton

- | | | | | | |
|------------------------|------|------|----|------|------|
| 1 | 1019 | 2256 | 6 | 1247 | 2372 |
| 2 | 1158 | 2402 | 7 | 1234 | 2487 |
| * Add appliqué fabric | | | 8 | 1268 | 2574 |
| 3 | 1247 | 2372 | 9 | 1021 | 2289 |
| ✂ Trim appliqué fabric | | | 10 | 1037 | 2506 |
| 4 | 1247 | 2372 | | | |
| * Add appliqué fabric | | | | | |
| 5 | 1247 | 2372 | | | |
| ✂ Trim appliqué fabric | | | | | |



1:2

C 006

Width: 85 mm

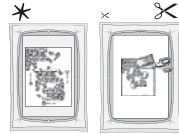
Height: 80 mm

Stitches: 11 767

Gütermann Sulky

Robison - Anton

- | | | | | | |
|------------------------|------|------|------------------------|------|------|
| 1 | 1147 | 2378 | * Add appliqué fabric | | |
| 2 | 1147 | 2378 | ✂ Trim appliqué fabric | | |
| 3 | 1147 | 2378 | ✂ Trim appliqué fabric | | |
| * Add appliqué fabric | | | 4 | 1290 | 2730 |
| ✂ Trim appliqué fabric | | | 5 | 1278 | 2240 |
| ✂ Trim appliqué fabric | | | 6 | 1005 | 2296 |





1:2

C 008

Width: 90 mm

Height: 95 mm

Stitches: 6 312

Gütermann Sulky
Robison - Anton

1 1123
2242

* Add appliqué fabric

2 1123
2242

✂ Trim appliqué fabric

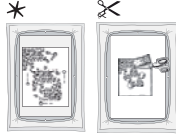
3 1123
2242

4 1065
2213

5 1065
2233

6 1001
2297

7 1005
2296



1:2

C 009

Width: 181 mm

Height: 222 mm

Stitches: 24 502

Gütermann Sulky
Robison - Anton

1 1131
2564

* Add appliqué fabric

2 1131
2564

✂ Trim appliqué fabric

3 1131
2564

* Add appliqué fabric

4 1005
2296

✂ Trim appliqué fabric

5 1005
2296

* Add appliqué fabric

6 1005
2296

✂ Trim appliqué fabric

7 1005
2296

✂ Trim appliqué fabric

8 1065
2213

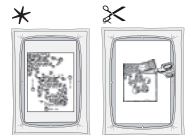
9 1131
2564

* Add appliqué fabric

10 1267
2567

✂ Trim appliqué fabric

11 1267
2567



1:2

C 010

Width: 130 mm

Height: 211 mm

Stitches: 20 391

Gütermann Sulky
Robison - Anton

1 1236
2485

* Add appliqué fabric

2 1236
2485

✂ Trim appliqué fabric

3 1236
2485

* Add appliqué fabric

4 1247
2372

✂ Trim appliqué fabric

5 1247
2372

6 1332
2456

7 1313
2401

8 1234
2541

9 1267
2567

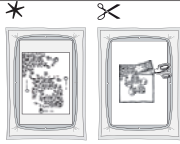
10 1059
2576

11 1135
2264

12 1131
2564

13 1001
2297

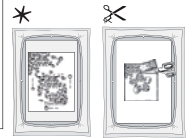




C 012 | Width: 95 mm
 Height: 88 mm
 Stitches: 9 371

Gütermann Sulky
 Robison - Anton

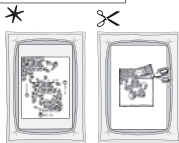
- | | | | | | |
|---|--------------|----|--------------|----|--------------|
| 1 | 1005
2296 | 8 | 1268
2574 | 15 | 1065
2247 |
| 2 | 1177
2457 | 9 | 1177
2484 | 16 | 1186
2251 |
| 3 | 1067
2325 | 10 | 1319
2263 | | |
| 4 | 1137
2464 | 11 | 1032
2288 | | |
| 5 | 1051
2453 | 12 | 1005
2296 | | |
| 6 | 1055
2400 | 13 | 1065
2409 | | |
| 7 | 1253
2529 | 14 | 1065
2247 | | |
- * Add appliqué fabric
 ✂ Trim appliqué fabric



C 015 | Width: 87 mm
 Height: 72 mm
 Stitches: 7 443

Gütermann Sulky
 Robison - Anton

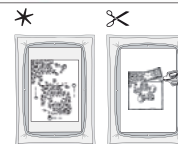
- | | |
|---|--------------|
| 1 | 0567
2231 |
| 2 | 0567
2231 |
| 3 | 1265
2569 |
| 4 | 0567
2231 |
| 5 | 1186
2251 |
| 6 | 1005
2296 |
| 7 | 0619
2232 |
- * Add appliqué fabric
 ✂ Trim appliqué fabric



C 016 | Width: 94 mm
 Height: 62 mm
 Stitches: 10 312

Gütermann Sulky
 Robison - Anton

- | | | | |
|---|--------------|---|--------------|
| 1 | 0567
2231 | 5 | 1265
2569 |
| 2 | 0567
2231 | 6 | 1265
2569 |
| 3 | 1005
2296 | 7 | 1186
2251 |
| 4 | 1268
2574 | 8 | 0567
2231 |
- * Add appliqué fabric
 ✂ Trim appliqué fabric



C 025 | Width: 146 mm
 Height: 148 mm
 Stitches: 9 000

Gütermann Sulky
 Robison - Anton

- | | | | |
|---|--------------|---|--------------|
| 1 | 1295
2484 | 5 | 1123
2466 |
| 2 | 1158
2402 | 6 | 1295
2484 |
| 3 | 1177
2457 | 7 | 1005
2296 |
| 4 | 1177
2457 | 8 | 1319
2263 |
- * Add appliqué fabric
 ✂ Trim appliqué fabric



















C 028

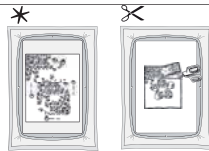
Width: 187 mm

Height: 249 mm

Stitches: 29 044

Gütermann Sulky
Robison - Anton

- | | | | | | |
|------------------------|---|--------------|----|---|--------------|
| 1 |  | 1165
2283 | 10 |  | 1001
2343 |
| * Add appliqué fabric | | | | | |
| 2 |  | 1165
2283 | 11 |  | 1023
2560 |
| ✂ Trim appliqué fabric | | | | | |
| 3 |  | 1165
2283 | 12 |  | 1025
2400 |
| 4 |  | 1001
2343 | 13 |  | 1321
2241 |
| * Add appliqué fabric | | | | | |
| 5 |  | 1001
2343 | 14 |  | 1216
2205 |
| ✂ Trim appliqué fabric | | | | | |
| 6 |  | 1001
2343 | 15 |  | 1056
2569 |
| * Add appliqué fabric | | | | | |
| 7 |  | 1001
2343 | 16 |  | 1129
2372 |
| ✂ Trim appliqué fabric | | | | | |
| 8 |  | 1001
2343 | 17 |  | 1001
2343 |
| * Add appliqué fabric | | | | | |
| 9 |  | 1001
2343 | 18 |  | 1218
2485 |
| ✂ Trim appliqué fabric | | | | | |



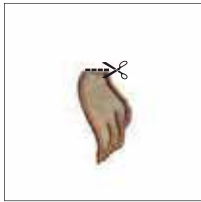


C 041

Width: 17 mm
Height: 29 mm
Stitches: 524

Gütermann Sulky
Robison - Anton

- 1 1056
2227
- * Add appliqué fabric
- 2 1056
2227
- ✂ Trim appliqué fabric
- 3 1056
2227



1:2

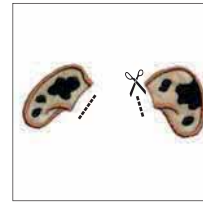


C 042

Width: 75 mm
Height: 32 mm
Stitches: 1 802

Gütermann Sulky
Robison - Anton

- 1 1056
2227
- 2 1056
2227
- * Add appliqué fabric
- 3 1005
2215
- ✂ Trim appliqué fabric
- 4 1056
2227



1:2


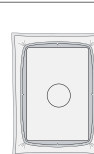


C 043

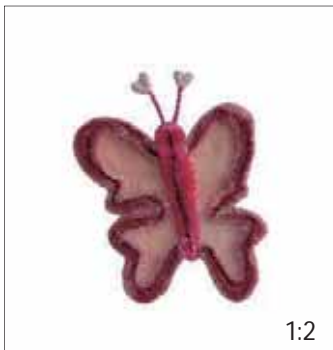
Width: 132 mm
Height: 97 mm
Stitches: 8 722

Gütermann Sulky
Robison - Anton

- 1 1056
2227
- △ Add pop up design nr C 041
- 2 1056
2227
- * Add appliqué fabric
- 3 1056
2227
- ✂ Trim appliqué fabric
- 4 1056
2227
- △ Add pop up design nr C 042
- 5 1056
2227
- △ Add pop up design nr C 042
- 6 1056
2227
- 7 1028
2527
- * Add appliqué fabric
- 8 1028
2527
- ✂ Trim appliqué fabric
- 9 1028
2527
- 10 1056
2227
- * Add appliqué fabric
- 11 1056
2227
- ✂ Trim appliqué fabric
- 12 1002
2343
- 13 1126
2289
- 14 1037
2467
- 15 1117
2374
- 16 1005
2215
- 17 1056
2227



1:2



C 044

Width: 50 mm
Height: 61 mm
Stitches: 7 633

Gütermann Sulky
Robison - Anton

- 1 1119
2591
- * Add appliqué fabric
- 2 1119
2591
- ✂ Trim appliqué fabric
- 3 1119
2591
- 4 1085
2379
- 5 1191
2590
- 6 1231
2260



Thread Velvet™

1:2



1:2

C 045

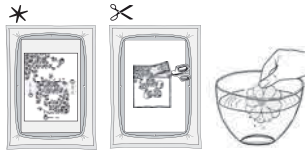
Width: 69 mm

Height: 98 mm

Stitches: 6 275

Gütermann Sulky

Robison - Anton



- | | | | |
|------------------------|------|---|------|
| 1 | 1034 | 6 | 1248 |
| | 2611 | | 2239 |
| 2 | 1034 | 7 | 1042 |
| | 2611 | | 2210 |
| * Add appliqué fabric | | | |
| 3 | 1034 | 8 | 1104 |
| | 2611 | | 2547 |
| ✂ Trim appliqué fabric | | | |
| 4 | 1127 | 9 | 1176 |
| | 2476 | | 2595 |
| 5 | 1128 | | |
| | 2273 | | |



1:2

C 046

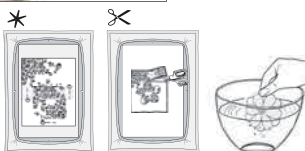
Width: 64 mm

Height: 117 mm

Stitches: 6 168

Gütermann Sulky

Robison - Anton



- | | | | |
|------------------------|------|----|------|
| 1 | 1177 | 7 | 1128 |
| | 2457 | | 2273 |
| * Add appliqué fabric | | | |
| 2 | 1177 | 8 | 1129 |
| | 2457 | | 2372 |
| ✂ Trim appliqué fabric | | | |
| 3 | 1177 | 9 | 1034 |
| | 2457 | | 2611 |
| * Add appliqué fabric | | | |
| 4 | 1051 | 10 | 1034 |
| | 2453 | | 2611 |
| ✂ Trim appliqué fabric | | | |
| 5 | 1248 | 11 | 1034 |
| | 2239 | | 2611 |
| 6 | 1127 | | |
| | 2476 | | |



1:2

C 047

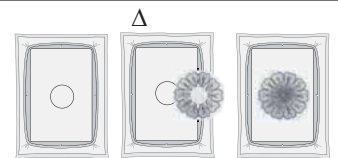
Width: 183 mm

Height: 347 mm

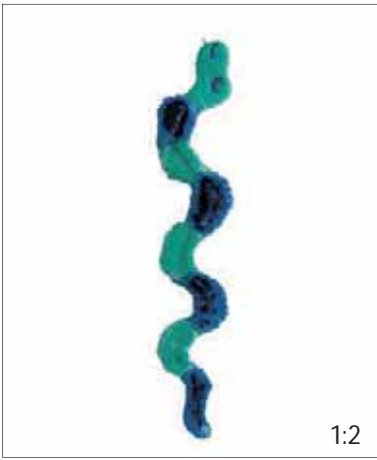
Stitches: 36 037

Gütermann Sulky

Robison - Anton



- | | | | | | |
|------------------------------|------|----|------|----|------|
| 6 | 1104 | 13 | 1056 | 20 | 1117 |
| | 2547 | | 2231 | | 2276 |
| 7 | 1176 | 14 | 1129 | 21 | 1147 |
| | 2595 | | 2569 | | 2263 |
| 1 | 1056 | 8 | 1248 | 15 | 1170 |
| | 2231 | | 2239 | | 2402 |
| 2 | 1070 | 9 | 1042 | 16 | 1104 |
| | 2557 | | 2210 | | 2547 |
| 3 | 1129 | 10 | 1127 | 17 | 1176 |
| | 2372 | | 2476 | | 2595 |
| 4 | 1117 | 11 | 1082 | 18 | 1135 |
| | 2276 | | 2232 | | 2234 |
| 5 | 1147 | 12 | 1128 | 19 | 1023 |
| | 2263 | | 2273 | | 2561 |
| Δ Add pop up design nr C 045 | | | | | |
| Δ Add pop up design nr C 046 | | | | | |
| 22 | 1177 | 24 | 0502 | 25 | 1028 |
| | 2457 | | 2398 | | 2206 |
| 23 | 1176 | 26 | 1028 | | 1028 |
| | 2595 | | 2206 | | 2206 |



1:2

✂️ THREAD VELVET™

C 048

Width: 21 mm

Height: 104 mm

Stitches: 4 577

Gütermann Sulky
Robison - Anton

1 2516 1046

2 2517 1045

3 2220 1535

4 2434 1196

5 2210 1042



1:2

C 049

Width: 67 mm

Height: 64 mm

Stitches: 855

Gütermann Sulky
Robison - Anton

1 1234 2296


* Add appliqué fabric

2 1234 2296

✂️ Trim appliqué fabric

3 1234 2296

* ✂️



1:2

C 050

Width: 68 mm

Height: 100 mm

Stitches: 6 213

Gütermann Sulky
Robison - Anton

1 1011 2618

2 1076 2528

3 1025 2400

4 1082 2232

5 1159 2400

6 1127 2476

7 1167 2234

8 1234 2296

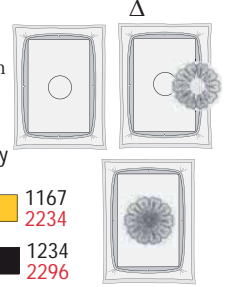
9 1234 2296

△ Add pop up design nr C 049

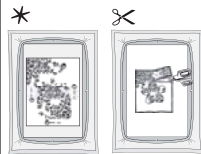
10 1234 2296

11 1011 2618

12 1025 2400



1:2



C 051

Width: 68 mm

Height: 75 mm

Stitches: 2 829

Gütermann Sulky
Robison - Anton


1 1231 2416

* Add appliqué fabric

2 1231 2416

✂️ Trim appliqué fabric

3 1231 2416



1:2

C 052

Width: 106 mm

Height: 77 mm

Stitches: 4 859

Gütermann Sulky
Robison - Anton

1 1011 2404

* Add appliqué fabric

2 1011 2404

✂️ Trim appliqué fabric

3 1011 2404

4 1115 2223

5 1268 2574

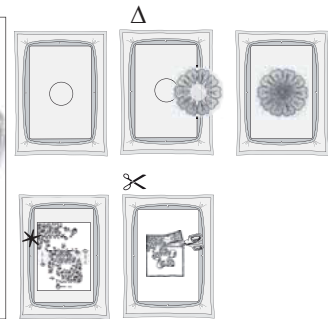
6 1165 2269

7 1234 2296

8 1231 2416

△ Add pop up design nr C 051

9 1231 2416





D 001


Width: 246 mm


Height: 353 mm


Stitches: 13 180

Gütermann Sulky
Robison - Anton


1  1189
2587

* Add appliqué fabric
2  1189
2587


✂ Trim appliqué fabric
3  1189
2587

* Add appliqué fabric
4  1189
2587

✂ Trim appliqué fabric
5  1189
2587

* Add appliqué fabric
6  1189
2587

✂ Trim appliqué fabric
7  1189
2587

* Add appliqué fabric
8  1189
2587


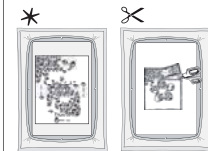
✂ Trim appliqué fabric
9  1071
2342

10  1177
2587

* Add appliqué fabric
11  1189
2587

✂ Trim appliqué fabric
12  1071
2342

1:2



D 002

Width: 142 mm

Height: 142 mm

Stitches: 4 290

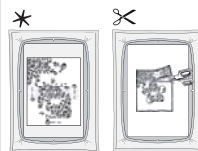
Gütermann Sulky
Robison - Anton

1  1189
2587

* Add appliqué fabric
2  1189
2587

✂ Trim appliqué fabric
3  1071
2342

1:2





D 003

Width: 77 mm

Height: 87 mm

Stitches: 889

Gütermann Sulky
Robison - Anton

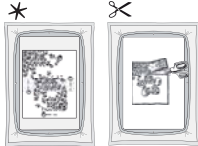
* Add appliqué fabric

1 1189
2587

✂ Trim appliqué fabric

2 1189
2587

3 1071
2342



1:2



D 004

Width: 154 mm

Height: 153 mm

Stitches: 3 263

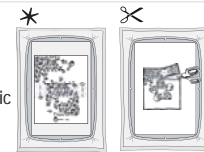
Gütermann Sulky
Robison - Anton

1 1189
2587

* Add appliqué fabric

2 1189
2587

✂ Trim appliqué fabric



1:2



D 005

Width: 75 mm

Height: 72 mm

Stitches: 1 510

Gütermann Sulky
Robison - Anton

1 1189
2587

* Add appliqué fabric

2 1189
2587

✂ Trim appliqué fabric

1:2



D 013

Width: 77 mm

Height: 41 mm

Stitches: 4 395

Gütermann Sulky
Robison - Anton

1 1121
2599

2 1231
2261

3 1224
2237

1:2

✂ THREAD VELVET™



D 014

Width: 48 mm

Height: 77 mm

Stitches: 5 654

Gütermann Sulky
Robison - Anton

1 1104
2547

2 1134
2433

3 1222
2239

1:2

✂ THREAD VELVET™



D 015

Width: 24 mm

Height: 24 mm

Stitches: 1 789

Gütermann Sulky
Robison - Anton

1 1224
2237

2 1120
2582

1:2

✂ THREAD VELVET™



D 028

Width: 55 mm

Height: 70 mm

Stitches: 3 988

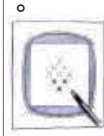
Gütermann Sulky
Robison - Anton

1 0619
2232

* Add a heavy weight water
soluble stabilizer
underneath the hoop

2 0619
2232

1:2





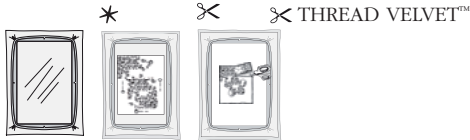
D 029

Width: 146 mm

Height: 146 mm

Stitches: 15 415
Gütermann Sulky
Robison - Anton

- 1 0569 1517
2208 2449
- * Add appliqué fabric
- 2 0569 1517
2208 2449
- * Add appliqué fabric
- 3 0569 1046
2208 2515
- * Add appliqué fabric
- 4 0569 1079
2208 2597
- * Add appliqué fabric
- 5 1177 1079
2321 2597
- * Add appliqué fabric
- 6 1051 1277
2226 2214
- 7 1275
2555
- 8 1517
2449
- 9 1517
2449
- 10 1046
2515
- 11 1079
2597
- 12 1079
2597
- 13 1277
2214



D 030

Width: 95 mm

Height: 166 mm

Stitches: 14 525
Gütermann Sulky
Robison - Anton

- 1 0569 1517
2208 2449
- 2 1177 1046
2321 2515
- 3 1051 1079
2226 2597
- 4 1275 1277
2555 2214
- 5 1517 1079
2449 2597
- * Add appliqué fabric
- 6 1517 1079
2449 2597
- * Add appliqué fabric
- 7 1046 1277
2515 2214
- 8 1079 1079
2597 2597
- * Add appliqué fabric
- 9 1079 1277
2597 2214
- * Add appliqué fabric
- 10 1277 2214



D 031

Width: 145 mm

Height: 228 mm

Stitches: 23 579
Gütermann Sulky
Robison - Anton

- 1 0569 1517
2208 2449
- 2 1177 1517
2321 2449
- 3 1051 1046
2226 2515
- 4 1275 1079
2555 2597
- 5 1517 1079
2449 2597
- 6 1517 1079
2449 2597
- 7 1046 1277
2515 2214
- 8 1079 1079
2597 2597
- 9 1079 1079
2597 2597
- 10 1277 1277
2214 2214



D 032

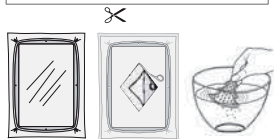
Width: 45 mm


Height: 42 mm

Stitches: 2 873
Gütermann Sulky
Robison - Anton

- 1 1127 2582



- * Add a heavy weight water soluble stabilizer underneath the hoop
- ✂️ Carefully cut away the fabric, leave the stabilizer.
- 2 1127 2582






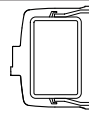
D 034 | Width: 91 mm
 Height: 145 mm
 Stitches: 8 271

- Gütermann Sulky
 1 1234 Cotton 30 wt
 2 1235 Cotton 30 wt
 3 1032 Cotton 30 wt
 4 1031 Cotton 30 wt



D 036 | Width: 50 mm
 Height: 159 mm
 Stitches: 4 256


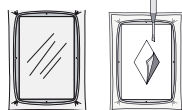
- Gütermann Sulky
 Robison - Anton
 1 1076 2528



D 049 | Width: 138 mm
 Height: 197 mm

Stitches: 31 304
 Gütermann Sulky
 Robison - Anton

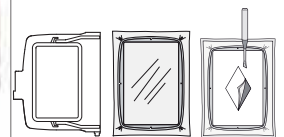
- 1 1169 2225
 2 1169 2225
 3 Needle #1
 4 Needle #2
 5 1169 2225
 6 1169 2225
 * Add a heavy weight water soluble stabilizer underneath the hoop
 Cut inside marked area if not using INSPIRA™ Cutwork Needles
 Trim and remove the cut fabric
 Clean the Bobbin Area

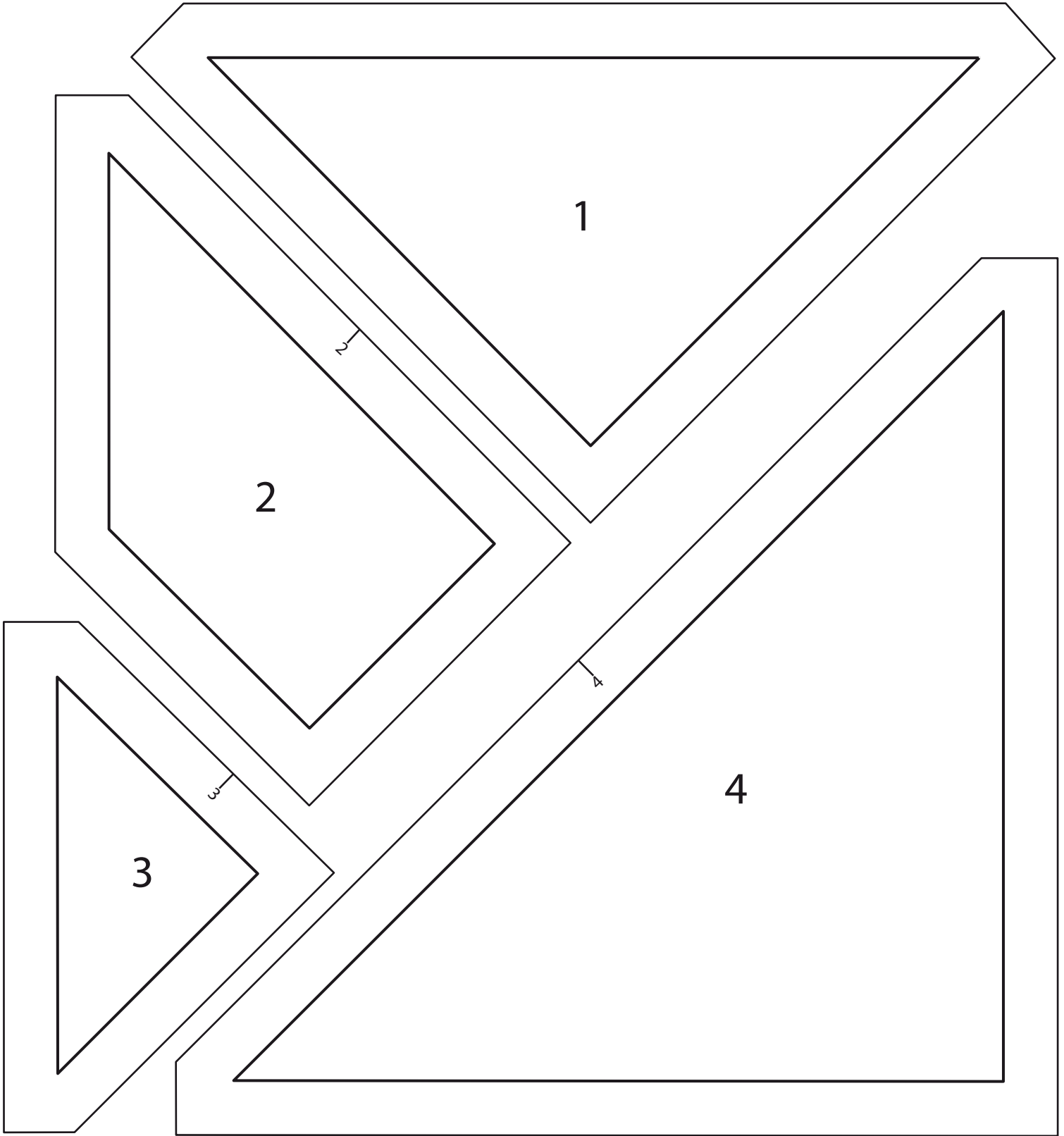


D 050 | Width: 95 mm
 Height: 160 mm
 Stitches: 15 291

- Gütermann Sulky
 Robison - Anton
 1 1169 2225

- * Add a heavy weight water soluble stabilizer underneath the hoop
 2 Needle #1
 3 Needle #2
 4 1169 2225
 5 1169 2225
 Cut inside marked area if not using INSPIRA™ Cutwork Needles
 Trim and remove the cut fabric
 Clean the Bobbin Area





DESIGN E 017

6

9

3

ε

7

7

2

2

1

9

6

5

5

4

4

8

8












E 016 | Width: 145 mm

Height: 145 mm

Stitches: 1 784

Gütermann Sulky
Robison - Anton

- 1  1308
2497
- * Add piece #1
- 2  1308
2497
- * Add piece #2
- 3  1308
2497
Fold and fingerpress the fabric
over the stitching
- 4  1308
2497
- * Add piece #3
- 5  1308
2497
Fold and fingerpress the fabric
over the stitching
- 6  1308
2497
- * Add piece #4
- 7  1308
2497
Fold and fingerpress the fabric
over the stitching
- 8  1308
2497
- 9  1308
2497



























E 017 | Width: 145 mm

Height: 145 mm

Stitches: 3 266

Gütermann Sulky
Robison - Anton

- 1  1308
2497
- * Add piece #1
- 2  1115
2223
- * Add piece #2
- 3  1115
2223
Fold and fingerpress the fabric
over the stitching
- 4  1115
2223
- * Add piece #3
- 5  1115
2223
Fold and fingerpress the fabric
over the stitching
- 6  1115
2223
- * Add piece #4
- 7  1308
2497
Fold and fingerpress the fabric
over the stitching
- 8  1308
2497
- * Add piece #5
- 9  1308
2497
Fold and fingerpress the fabric
over the stitching
- 10  1308
2497
- * Add piece #6
- 11  1115
2223
Fold and fingerpress the fabric
over the stitching
- 12  1115
2223
- * Add piece #7
- 13  1115
2223
Fold and fingerpress the fabric
over the stitching
- 14  1115
2223
- * Add piece #8
- 15  1308
2497
Fold and fingerpress the fabric
over the stitching
- 16  1308
2497
- * Add piece #9
- 17  1308
2497
Fold and fingerpress the fabric
over the stitching
- 18  1308
2497
Add piece #10
- 19  1115
2223
Fold and fingerpress the fabric
over the stitching
- 20  1115
2223
- * Add piece #11
- 21  1115
2223
Fold and fingerpress the fabric
over the stitching
- 22  1115
2223
- 23  1115
2223



1:2
















E 022

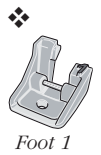
Width: 334 mm

Height: 345 mm


Stitches: 18 793

Gütermann Sulky
Robison - Anton

❖ 1:1		1190	❖ 2:1		1190
		2611			2611
❖ 1:2		1190	❖ 2:2		1190
		2611			2611
❖ 1:3		1190	❖ 2:3		1190
		2611			2611
❖ 1:4		1190	❖ 2:4		1190
		2611			2611
❖ 1:5		1190	❖ 2:5		1190
		2611			2611
❖ 1:6		1190	❖ 2:6		1190
		2611			2611
❖ 1:7		1190	❖ 2:7		1190
		2611			2611
❖ 1:8		1190			
		2611			



Foot 1



F 011

Width: 18 mm

Height: 150 mm

Stitches: 3 202

Gütermann Sulky
Robison - Anton

1  1104
2547

2  1248
2239


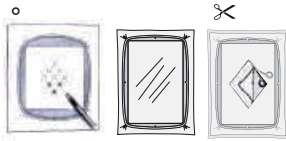
o

✂ Carefully cut away the fabric,
leave the stabilizer.

* Add a heavy weight water
soluble stabilizer
underneath the hoop

3  1248
2239

1:2



F 013

Width: 56 mm


Height: 356 mm

Stitches: 17 737

Gütermann Sulky
Robison - Anton

1  1035
2249

2  1035
2249

3  1558
2228

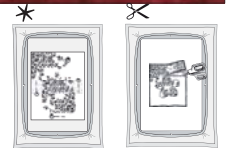
Step 1 Hoop the background fabric with stabilizer underneath
and the top fabric at least 9" (23 cm) wide on top with
overlap. The bottom fabric will come at the right side.

Step 2 Trim the top fabric from the right side of the stitching.
Finish the embroidery.


Step 1



Step 2



1:2



1:2

F 014

Width: 118 mm

Height: 355 mm

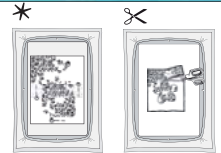
Stitches: 5 742

Gütermann Sulky
Robison - Anton

1  1250
2520

Step 1 Hoop the background fabric with stabilizer underneath and the top fabric at least 9" (23 cm) wide on top with overlap. The bottom fabric will come at the right side.

Step 2 Remove from hoop and trim the top fabric from the right side close to the edges of the embroidery stitching. This is a raw edge embroidery.



Step 1

Step 2





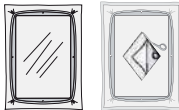
F 016

Width: 70 mm
Height: 336 mm

Stitches: 57 529

Gütermann Sulky
Robison - Anton

- 1 1022
2316
- 2 1022
2316
- 3 1031
2340
- 4 1022
2316
- 5 1194
2288
- 6 1104
2547
- 7 1276
2572
- 8 1332
2279
- 9 1104
2547
- 10 1177
2457
- 11 1272
2317
- 12 1022
2316
- 13 1022
2316
- 14 1031
2340
- 15 1022
2316
- 16 1194
2288
- 17 1104
2547
- 18 1276
2572
- 19 1332
2279
- 20 1104
2547
- 21 1177
2457
- 22 1272
2317



1:2



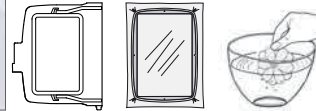
F 017

Width: 12 mm
Height: 166 mm

Stitches: 9 129

Gütermann Sulky
Robison - Anton

- 1 1263
2263
- 2 1117
2374
- 3 1238
2409



1:2



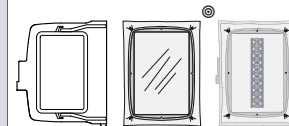
F 018

Width: 39 mm
Height: 160 mm


Stitches: 12 751

Gütermann Sulky
Robison - Anton

- 1 1017
2413
- ⊙ Step 1 2 1017
2413
- ⊙ Step 2 3 1017
2413



1:2



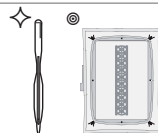
F 019

Width: 33 mm
Height: 164 mm


Stitches: 7 566

Gütermann Sulky
Robison - Anton

- 1 1071
2432
- ⊙ Step 1 2 1071
2432
- ⊙ Step 2 3 1071
2432
- ◇ 4 1071
2432



1:2







F 020

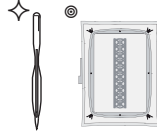
Width: 32 mm

Height: 168 mm

Stitches: 9 044

Gütermann Sulky
Robison - Anton

- 1  1017
2413
- ⊙ Step 1 2  1017
2413
- ⊙ Step 2 3  1017
2413
- ◇ 4  1017
2413







G 011

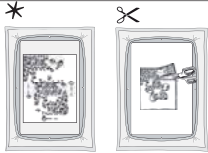
Width: 65 mm

Height: 65 mm

Stitches: 2 653

Gütermann Sulky
Robison - Anton

- 1  1005
2296
- * Add appliqué fabric
- 2  1005
2296
- ✂ Trim appliqué fabric
- 3  1005
2296
- 4  1071
2342








G 020

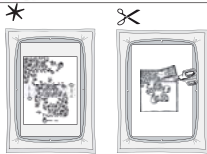
Width: 119 mm

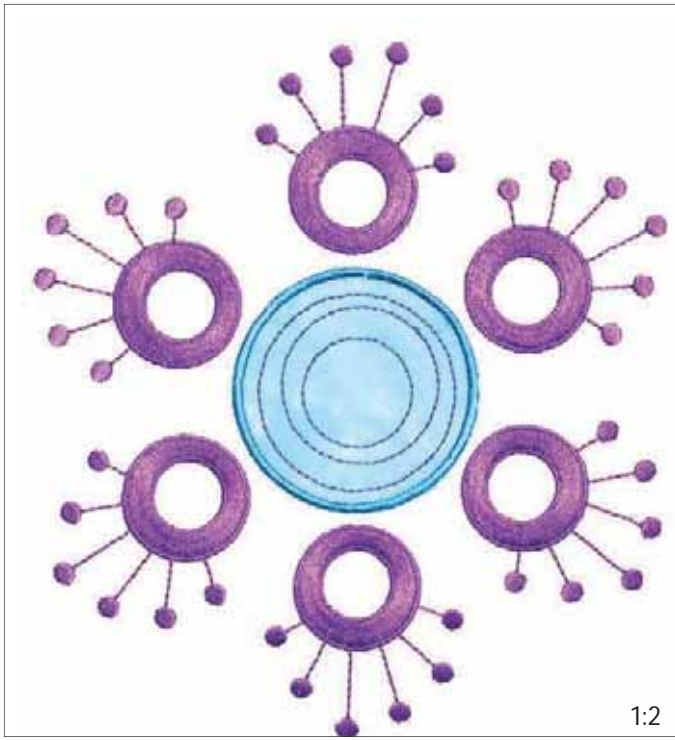
Height: 120 mm

Stitches: 12 031

Gütermann Sulky
Robison - Anton

- 1  1194
2254
- * Add appliqué fabric
- 2  1194
2254
- ✂ Trim appliqué fabric
- 3  1194
2254
- 4  1184
2467
- 5  1231
2416





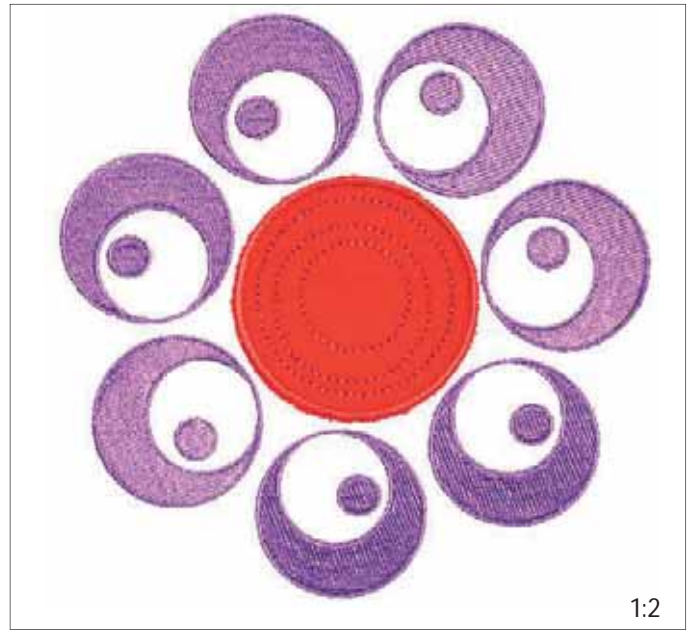
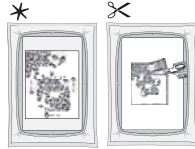
1:2

G 021

Width: 167 mm
Height: 185 mm

Stitches: 15 759
Gütermann Sulky
Robison - Anton

- 1 1503
2446
- * Add appliqué fabric
- 2 1503
2446
- ✂ Trim appliqué fabric
- 3 1503
2446
- 4 1535
2627
- 5 1194
2254



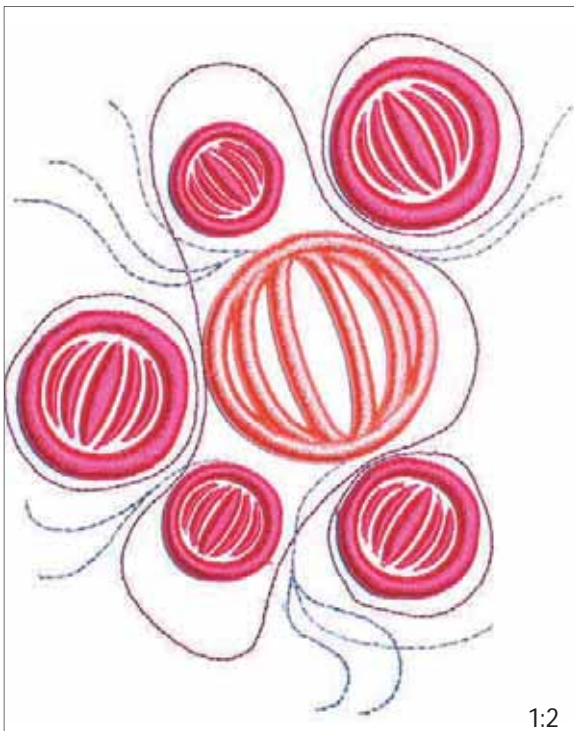
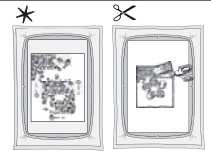
1:2

G 025

Width: 156 mm
Height: 155 mm

Stitches: 25 245
Gütermann Sulky
Robison - Anton

- 1 1039
2267
- * Add appliqué fabric
- 2 1039
2267
- ✂ Trim appliqué fabric
- 3 1039
2267
- 4 1035
2376
- 5 1122
2425



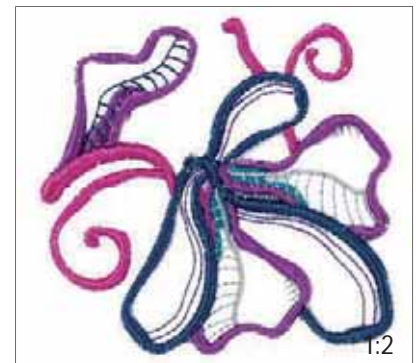
1:2

G 033

Width: 178 mm
Height: 146 mm

Stitches: 20 885
Gütermann Sulky
Robison - Anton

- 1 1308
2497
- 2 7012
1011
- 3 1154
2237
- * Add Embroidery Foam
- 4 1154
2237
- 5 1231
2416
- Take away excess
Embroidery Foam



1:2


G 034

Width: 90 mm
Height: 90 mm

Stitches: 12 804
Gütermann Sulky
Robison - Anton

- 1 1513
2621
- 2 1513
2621
- 3 7009
1006
- 4 7050
1016
- 5 1255
2426
- 6 1198
2612
- 7 1191
2590
- 8 1191
2590
- 9 1255
2426
- Take away excess
Embroidery Foam

* Add Embroidery Foam



G 035

Width: 106 mm

Height: 119 mm

Stitches: 1 758

Gütermann Sulky
Robison - Anton

1 1035
2 2376

* Add appliqué fabric underneath the hoop.

2 1035
3 2376

* Carefully cut away the top fabric and stabilizer, leave the appliqué fabric underneath.

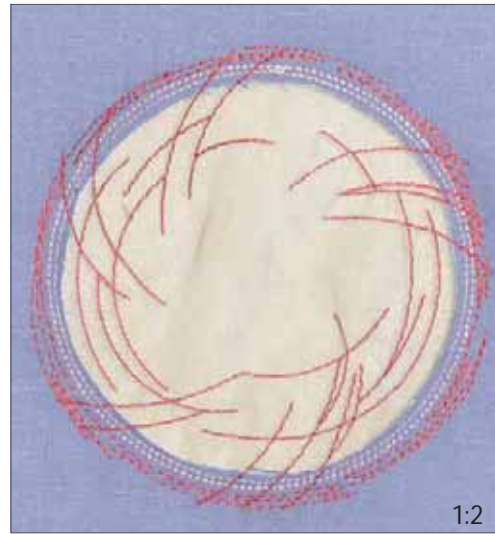
3 1231
4 2416

4 1308
5 2497

* Reversed appliqué



1:2



G 036

Width: 118 mm

Height: 120 mm

Stitches: 2 243

Gütermann Sulky
Robison - Anton

1 1154
2 2237


* Add a heavy weight water soluble stabilizer underneath the hoop

2 1154
3 2237

* Reversed appliqué



1:2



G 037

Width: 76 mm

Height: 76 mm

Stitches: 2 846

Gütermann Sulky
Robison - Anton

1 1308
2 2497

* Add appliqué fabric underneath the hoop.

2 1308
3 2497

* Carefully cut away the top fabric and stabilizer, leave the appliqué fabric underneath.

3 1308
4 2497

* Reversed appliqué



1:2



G 038

Width: 52 mm

Height: 52 mm

Stitches: 2 598

Gütermann Sulky
Robison - Anton

1 1308
2 2497

* Add appliqué fabric

2 1308
3 2497

* Trim appliqué fabric

3 1308
4 2497

*

*



1:2



G 040

Width: 63 mm

Height: 64 mm

Stitches: 1 181


Gütermann Sulky
Robison - Anton

1 1308
2 2497



Foot 1

1:2



G 039

Width: 147 mm

Height: 232 mm

Stitches: 3 288

Gütermann Sulky
Robison - Anton

1 1267
2 2610

2 1267
3 2610

3 1082
4 2232



Foot 1

207 Decorative with Yarn Couching, design #16

1:2



G 041 | Width: 103 mm


Height: 255 mm

Stitches: 11 479

Gütermann Sulky
Robison - Anton

1. Use only on multilayer
 Felting Needles

2.  Felting Needles

 Clean the Bobbin Area



G 042 | Width: 28 mm

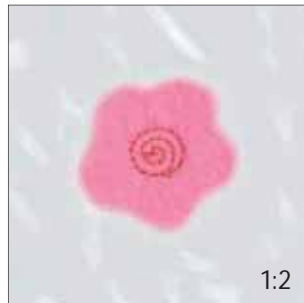
Height: 39 mm

Stitches: 1 316

Gütermann Sulky
Robison - Anton

1  Felting Needles

 Clean the Bobbin Area



G 043 | Width: 40 mm

Height: 39 mm


Stitches: 4 976

Gütermann Sulky
Robison - Anton

1  Felting Needles

Add more roving if needed


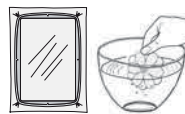
2  Felting Needles

 Trim away excess roving

3  Felting Needles

4  1231
 2416

 Clean the Bobbin Area



G 044 | Width: 77 mm

Height: 77 mm


Stitches: 12 015

Gütermann Sulky
Robison - Anton

1  Felting Needles

Add more roving if needed

2  Felting Needles

 Trim away excess roving

3  Felting Needles

4  1065
 2409

5  1184
 2397

 Clean the Bobbin Area



G 045 Width: 143 mm


Height: 143 mm

Stitches: 8 936


Gütermann Sulky
Robison - Anton

1  1231
2261

* Add appliqué fabric

2  7050
1016



✂ Trim appliqué fabric

3  7050
1016

4  1231
2261

✂ Trim appliqué fabric

5  1078
2469




G 046

Width: 97 mm

Height: 97 mm

Stitches: 14 569

Gütermann Sulky
Robison - Anton

1  1307
2509

* Add appliqué fabric

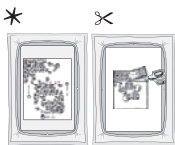
2  1307
2509

3  1239
2258

4  1231
2504

✂ Trim appliqué fabric

5  1307
2509




G 047

Width: 109 mm

Height: 109 mm

Stitches: 16 878

Gütermann Sulky
Robison - Anton

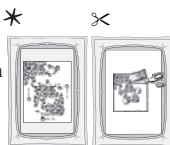
1  1236
2574

* Add appliqué fabric

2  1236
2574

✂ Trim appliqué fabric

3  1236
2574



G 048

Width: 30 mm

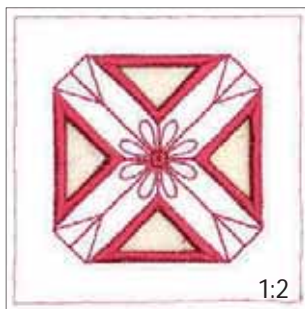
Height: 30 mm

Stitches: 1 087

Gütermann Sulky
Robison - Anton

1  Felting Needles

✂ Clean the Bobbin Area



G 049 | Width: 74 mm

Height: 74 mm

Stitches: 4 870

Gütermann Sulky
Robison - Anton

1 1308
2497

4 1308
2497

(✂) Cut inside marked area
if not using INSPIRA™
Cutwork Needles

(✂) Trim and remove the
cut fabric


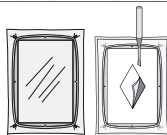
2 Needle #1

5 1308
2497

3 Needle #2

Clean the Bobbin Area

* Add a heavy weight water
soluble stabilizer
underneath the hoop



G 050 | Width: 89 mm

Height: 85 mm

Stitches: 7 266

Gütermann Sulky
Robison - Anton

1 1128
2474

(✂) Cut inside marked area
if not using INSPIRA™
Cutwork Needles

2 Needle #1

3 Needle #2

* Add a heavy weight water
soluble stabilizer
underneath the hoop

4 1216
2611

(✂) Trim and remove the
cut fabric

5 1216
2611

6 1035
2376

Clean the Bobbin
Area



G 051 | Width: 125 mm

Height: 116 mm

Stitches: 13 134

Gütermann Sulky
Robison - Anton

1 1128
2474

(✂) Cut inside marked area
if not using INSPIRA™
Cutwork Needles

2 Needle #1

3 Needle #2

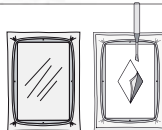
* Add a heavy weight water
soluble stabilizer
underneath the hoop

4 1128
2474

(✂) Trim and remove the
cut fabric

5 1128
2474

Clean the Bobbin
Area



G 052 | Width: 93 mm

Height: 68 mm

Stitches: 6 060

Gütermann Sulky
Robison - Anton

1 1215
2422

(✂) Cut inside marked area
if not using INSPIRA™
Cutwork Needles

2 Needle #1

3 Needle #2


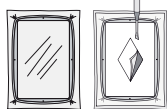
* Add a heavy weight water
soluble stabilizer
underneath the hoop

4 1215
2422

(✂) Trim and remove the
cut fabric

5 1215
2422

Clean the Bobbin
Area



G 053 | Width: 69 mm

Height: 175 mm


Stitches: 3 614

Gütermann Sulky

◇ 1 1225
2423

◇ 2 1308
2497

◇ 3 1231
2416

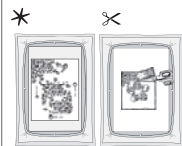


Wing needle




G 054 | Width: 63 mm
 Height: 201 mm
 Stitches: 5 962

- Gütermann Sulky
 Robison - Anton
- 1 1253
2529
 - * Add appliqué fabric
 - 2 1253
2529
 - ✂ Trim appliqué fabric
 - 3 1268
2574
 - 4 1200
2439
 - 5 1253
2529

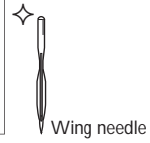


1:2



G 056 | Width: 108 mm
 Height: 175 mm
 Stitches: 6 029

- Gütermann Sulky
 Robison - Anton
- 1 1165
2283
 - 2 1327
2539
 - ◇ 3 1268
2574
 - ◇ 4 1127
2582



Wing needle

1:2



G 060 | Width: 147 mm
 Height: 235 mm
 Stitches: 15 167

- Gütermann Sulky
 Robison - Anton
- 1 1268
2574
 - A 1268
2574
 - 2 1268
2574
 - B 1268
2574
 - 3 1268
2574
 - 4 1268
2574
 - C 1268
2574
 - 5 1268
2574
 - 6 1268
2574
 - 7 1317
2509
 - 8 1317
2509
 - 9 1231
2261
 - 10 1192
2500
 - 11 1533
2504
 - 12 1039
2418
 - 13 1317
2509
 - 14 1231
2261
 - 15 1192
2500
 - 16 1533
2504



See full instruction on following page

1:2

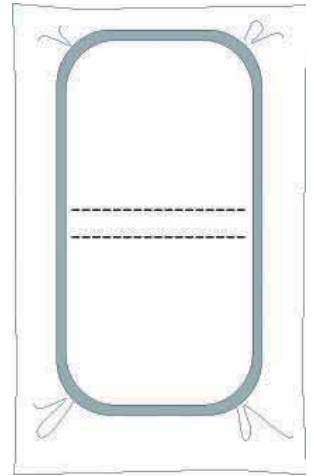


184 Purse pizzazz Design #1

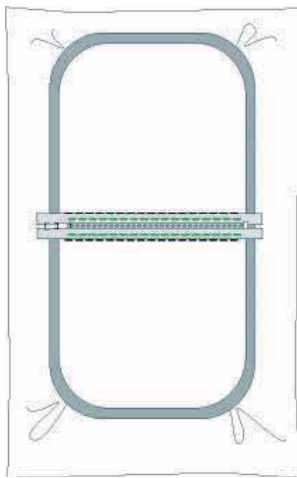


Design G 060

Supplies:
 4 pcs of fabric 7"x11" (17x27 cm)
 1 stabilizer 14"x11" (36x27 cm)
 1 zipper 8" (20 cm)
 assorted embroidery threads.

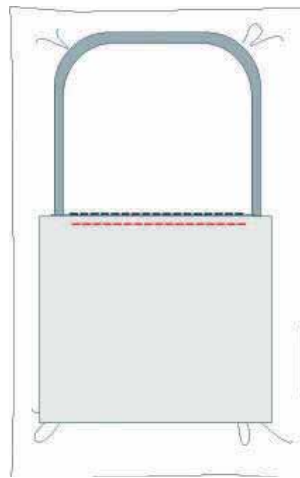


Hoop stabilizer.
 Embroider color #1.



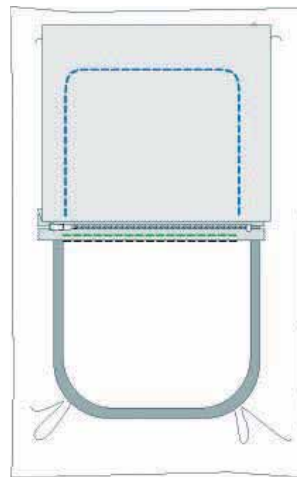
* A

Place the zipper between the stitched lines.
 Embroidery color #2.



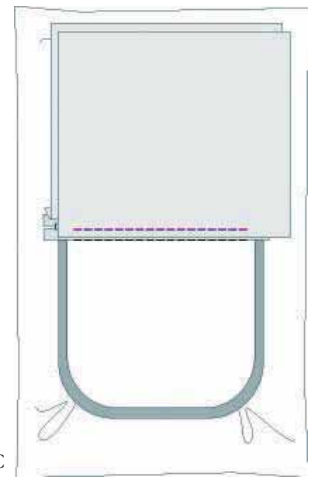
* B

Place one piece of fabric right side down over the zipper, along the upper edge of the zipper as shown in the picture. Embroider color #3 and turn the fabric up. See next picture.

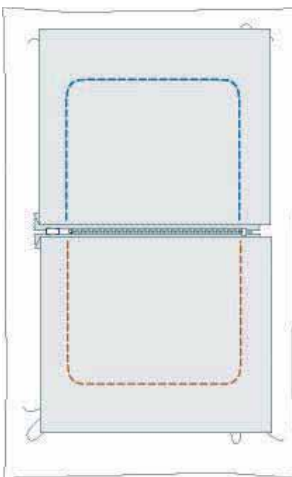


* C

Embroider color # 4 to sew the fabric to the stabilizer.

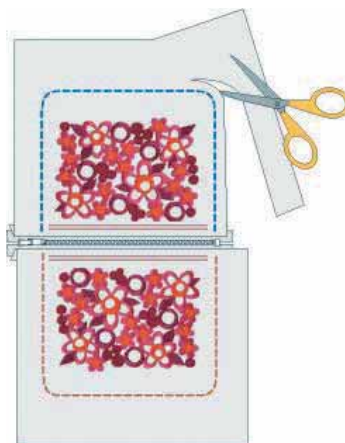


Place the second piece of fabric right side down over the zipper, along the lower edge of the zipper as shown in the picture. Embroider color #5 and turn the fabric down.

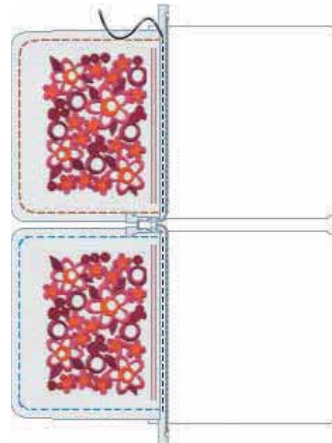


Design #1
 Embroider colors #6-16.

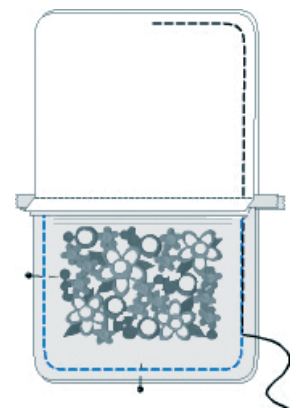
Design #8
 Embroider color # 6-16.



Remove from hoop. Tear away the stabilizer. Cut 3/8" (1 cm) outside the basting stitches.



Open the zipper. Place the lining under the zipper and sew.



Place them right sides together and sew. Leave an opening in the lining. Turn the right side out and press.



G 062

Width: 84 mm

Height: 267 mm

Stitches: 10 523

Gütermann Sulky
Robison - Anton

1  1308
2497

* Add appliqué fabric

2  1308
2497

3  1225
2423

4  1533
2504

5  1308
2497

6  1533
2504


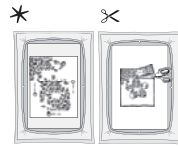
✂ Trim appliqué fabric

* Add appliqué fabric underneath the hoop.

7  1308
2497

✂ Carefully cut away the top fabric and stabilizer, leave the appliqué fabric underneath.

8  1308
2497



G 063

Width: 91 mm

Height: 100 mm

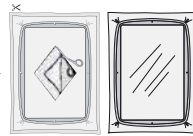
Stitches: 9 324


Gütermann Sulky
Robison - Anton

1  0534
2498

✂ Carefully cut away the fabric, leave the stabilizer.

2  0534
2498





G 064

Width: 232 mm

Height: 147 mm

Stitches: 9 812


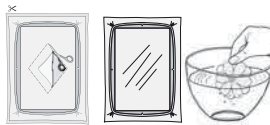
Gütermann Sulky
Robison - Anton

1  1063
2343

✂ Carefully cut away the fabric,
leave the stabilizer.

2  1063
2343

1:2



G 065

Width: 71 mm

Height: 70 mm

Stitches: 3 609

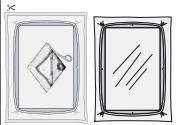
Gütermann Sulky
Robison - Anton

1  0619
2232

✂ Carefully cut away the fabric,
leave the stabilizer.

2  0619
2232

1:2



G 066

Width: 145 mm

Height: 144 mm

Stitches: 21 714

Gütermann Sulky
Robison - Anton

1  1236
2537

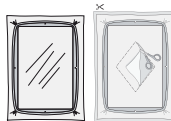
2  1508
2241

3  1327
2539

✂ Carefully cut away the fabric,
leave the stabilizer.

4  1327
2539

1:2






G 067 *
 Width: 94 mm
 Height: 92 mm
 Stitches: 10 149
 Gütermann Sulky
 Robison - Anton
 1 1151 2525
 2 1256 2206
 3 1534 2528
 4 0567 2231



G 068 *
 Width: 81 mm
 Height: 85 mm
 Stitches: 7 409
 Gütermann Sulky
 Robison - Anton
 1 1167 2557
 2 1256 2259
 3 1231 2261
 4 1067 2235
 5 1231 2261
 6 1115 2223



G 072 * Thread Velvet™
 Width: 63 mm
 Height: 61 mm
 Stitches: 4 303
 Gütermann Sulky
 Robison - Anton
 1 1231 2416
 2 1225 2423



H 015 *
 Width: 110 mm
 Height: 102 mm
 Stitches: 9 832
 Gütermann Sulky
 Robison - Anton
 1 1001 2343
 2 1011 2618
 3 1025 2400
 4 1001 2343
 * Add appliqué fabric
 5 1001 2343
 6 1001 2343
 7 1005 2296
 8 1049 2214
 9 1005 2296
 10 1220 2217
 11 1005 2296
 12 1238 2409
 13 1147 2263



H 016 *
 Width: 97 mm
 Height: 116 mm
 Stitches: 9 400
 Gütermann Sulky
 Robison - Anton
 1 1165 2283
 2 1165 2283
 3 1165 2283
 4 1017 2413
 5 1028 2206
 * Add appliqué fabric
 6 1028 2206
 7 1028 2206
 8 1196 2433
 9 1037 2420
 10 1016 2374
 * Add appliqué fabric
 11 1017 2413
 12 1130 2563
 13 1025 2400



H 021

Width: 199 mm

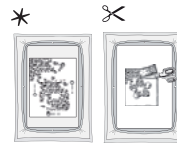
Height: 224 mm

Stitches: 22 220

Gütermann Sulky
Robison - Anton

- 1 1247
2372
- * Add appliqué fabric
- 2 1247
2372
- ✂ Trim appliqué fabric
- 3 1247
2372
- 4 1232
2315
- 5 1189
2496
- 6 1219
2418

1:2



H 023

Width: 62 mm

Height: 77 mm

Stitches: 8 735

Gütermann Sulky
Robison - Anton

- 1 1039
2267

1:2



H 024

Width: 75 mm

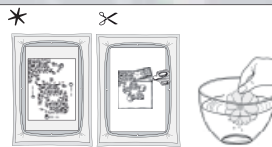
Height: 85 mm

Stitches: 6 724

Gütermann Sulky
Robison - Anton

- 1 1308
2497
- * Add appliqué fabric
- 2 1308
2497
- ✂ Trim appliqué fabric
- 3 1308
2497

1:2



H 026 | Width: 239 mm

Height: 341 mm

Stitches: 26 887

Gütermann Sulky
Robison - Anton

1  1058
2629

* Add appliqué fabric

2  1058
2629

✂ Trim appliqué fabric

3  1058
2629

4  1327
2539

* Add appliqué fabric

5  1327
2539

✂ Trim appliqué fabric

6  1327
2539

7  1039
2267

* Add appliqué fabric

8  1039
2267

✂ Trim appliqué fabric

9  1039
2267

10  1015
2374

11  1246
2329

12  1232
2296


* Add appliqué fabric

13  1131
2337

✂ Trim appliqué fabric

14  1131
2337

15  1079
2390

16  1196
2524

* Add appliqué fabric

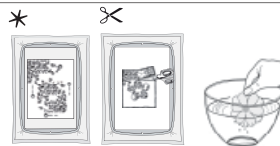
17  1196
2524

✂ Trim appliqué fabric

18  1196
2524



1:2



H 027

Width: 254 mm

Height: 340 mm


Stitches: 40 863

Gütermann Sulky

Robison - Anton


1  1147
2378


* Add appliqué fabric
2  1147
2378

✂ Trim appliqué fabric
3  1147
2378

4  1057
2478


5  1253
2529


* Add appliqué fabric
6  1253
2529

✂ Trim appliqué fabric
7  1253
2529

8  1288
2516


9  1127
2582


* Add appliqué fabric
10  1127
2582

✂ Trim appliqué fabric
11  1127
2582

12  7007
1003

13  1236
2537

* Add appliqué fabric
14  1236
2537


✂ Trim appliqué fabric
15  1236
2537

16  1147
2378

17  1236
2537

18  1001
2297

19  1214
2563

20  1005
2296

21  1039
2623


22  1511
2491


23  1158
2227

* Add appliqué fabric
24  1158
2227

✂ Trim appliqué fabric
25  1158
2227

26  1059
2576

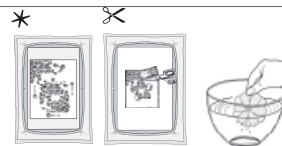
27  1063
2343


* Add appliqué fabric
28  1063
2343

✂ Trim appliqué fabric
29  1063
2343



1:2

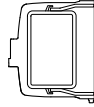




H 029

Width: 62 mm
 Height: 154 mm
 Stitches: 4 013

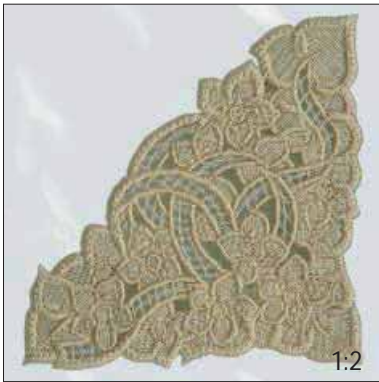
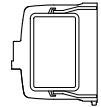
Gütermann Sulky
 Robison - Anton
 1 1234
 2296



H 030

Width: 40 mm
 Height: 165 mm
 Stitches: 8 819

Gütermann Sulky
 Robison - Anton
 1 1137
 2331
 2 1195
 2428
 3 1039
 2508
 4 1207
 2278
 5 1232
 2315



J 006

Width: 94 mm
 Height: 95 mm
 Stitches: 24 957


Gütermann Sulky
 Robison - Anton
 1 1082
 2232
 ✂ Carefully cut away the fabric,
 leave the stabilizer.
 2 1082
 2232



J 007

Width: 96 mm
 Height: 93 mm
 Stitches: 19 709

Gütermann Sulky
 Robison - Anton
 1 1071
 2574



J 008

Width: 96 mm
 Height: 96 mm
 Stitches: 18 873

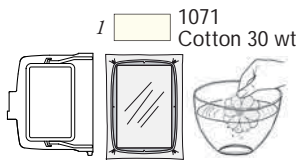
Gütermann Sulky
 Robison - Anton
 1 1082
 2232
 2 1082
 2232





J 011


Width: 85 mm
 Height: 136 mm
 Stitches: 21 403
 Gütermann Sulky



J 012

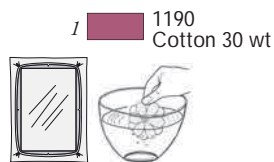
Width: 142 mm
 Height: 234 mm
 Stitches: 45 068
 Gütermann Sulky

1  1071
Cotton 30 wt



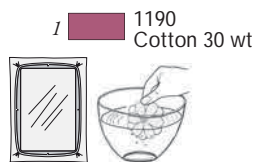
J 013

Width: 87 mm
 Height: 87 mm
 Stitches: 12 843
 Gütermann Sulky




J 014

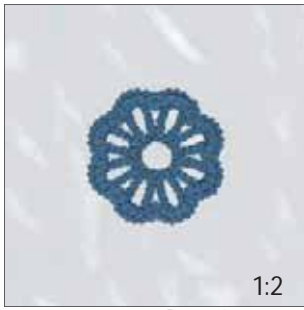
Width: 94 mm
 Height: 94 mm
 Stitches: 17 183
 Gütermann Sulky



J 015

Width: 145 mm
 Height: 231 mm
 Stitches: 82 155
 Gütermann Sulky
 Robison - Anton
 1  1111
2599





J 016

Width: 36 mm

Height: 36 mm

Stitches: 3 237

Gütermann Sulky
Cotton 30wt

1  1283

1:2



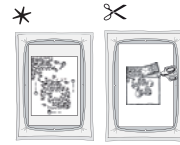
K 027























Width: 143 mm

Height: 202 mm

Stitches: 20 963

Gütermann Sulky
Robison - Anton



- | | |
|---|--|
| 1  1056 | 11  1002 |
| 2  1104 | 12  1219 |
| 3  1049 | 13  1024 |
| 4  1256 | 14  1029 |
| 5  1231 | * Add appliqué fabric |
| 6  1219 | 15  1143 |
| * Add appliqué fabric | 16  1143 |
| 7  1024 | ✂ Trim appliqué fabric |
| ✂ Trim appliqué fabric | 17  1236 |
| 8  1024 | 18  1219 |
| * Add appliqué fabric | 19  1056 |
| 9  1056 | 20  1058 |
| ✂ Trim appliqué fabric |  2251 |
| 10  1056 | |
|  2290 | |

Width: 100 mm





















Height: 101 mm

Stitches: 19 853

Gütermann Sulky
Robison - Anton



L 011

- | | |
|--|---|
| 1  7003 | 6  1265 |
|  1000 |  2569 |
| 2  1035 | 7  1021 |
|  2376 |  2289 |
| 3  7011 | 8  1247 |
|  1004 |  2372 |
| 4  1263 | 9  1186 |
|  2622 |  2251 |
| *  0621 | 10  1059 |
|  2581 |  2566 |

1:2

✂ THREAD VELVET™



L 012

Width: 110 mm

Height: 175 mm

Stitches: 31 659

Gütermann Sulky
Robison - Anton

1	7003 1000	7	0621 2581
2	1059 2556	8	1265 2569
3	7007 1001	9	1021 2289
4	1055 2339	10	1247 2372
5	7001 1004	11	1186 2251
6	1263 2622	12	1059 2556

1:2

✂ THREAD VELVET™



1:2

L 013

Width: 118 mm

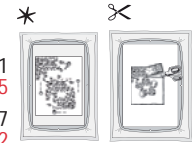
✂ THREAD VELVET™

Height: 86 mm

Stitches: 16 691

Gütermann Sulky
Robison - Anton

1	1001 2539	6	0621 2205
*	1001 2539	7	1247 2372
✂	1001 2539	8	1131 2337
4	1061 2264	9	1247 2372
5	1074 2300		



1:2

L 014

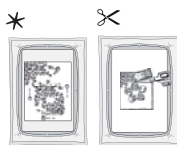
Width: 112 mm ✂ THREAD VELVET™

Height: 111 mm

Stitches: 12 676

Gütermann Sulky
Robison - Anton

1	1001 2539	6	1207 2278
*	1001 2539	7	1056 2477
✂	1001 2539	8	1182 2387
3	1001 2539	9	1294 2341
4	1135 2586		
5	1173 2317		



1:2

L 015


Width: 116 mm ✂ THREAD VELVET™

Height: 104 mm

Stitches: 16 881

Gütermann Sulky
Robison - Anton

1	1104 2282	6	1207 2278
*	1104 2282	7	1278 2240
✂	1104 2282	8	1162 2444
3	1104 2282	9	1103 2459
4	1252 2388	10	1005 2296
5	1269 2572	11	1241 2729



1:2

L 018

Width: 55 mm


Height: 55 mm

Stitches: 7 131

Gütermann Sulky
Robison - Anton

1	1231 2416
2	1308 2497
3	1115 2223
4	1005 2296





* Reversed appliqué



1:2

M 008

Width: 112 mm
Height: 145 mm
Stitches: 5 011

Gütermann Sulky
Robison - Anton

- | | | | |
|---|------|---|------|
| 1 | 1035 | 3 | 1035 |
| | 2249 | | 2376 |
| | | 4 | 1263 |
| 2 | 1035 | | 2622 |
| | 2249 | | |

* Add appliqué fabric underneath the hoop.

✂ Carefully cut away the top fabric and stabilizer, leave the appliqué fabric underneath.



1:2

M 011

Width: 90 mm
Height: 122 mm
Stitches: 1 555

Gütermann Sulky
Robison - Anton

- | | |
|-----|------|
| 1 | 1231 |
| | 2416 |
| ❖ 2 | 1231 |
| | 2416 |
| 3 | 1231 |
| | 2416 |



Foot 1



1:2

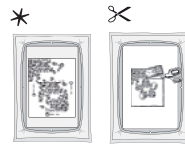
M 012

Width: 151 mm
Height: 172 mm

Stitches: 12 987

Gütermann Sulky
Robison - Anton

- | | | | |
|------------------------|------|------------------------|------|
| 1 | 1154 | 6 | 1189 |
| | 2375 | | 2496 |
| * Add appliqué fabric | | ✂ Trim appliqué fabric | |
| 2 | 1154 | 7 | 1189 |
| | 2375 | | 2496 |
| ✂ Trim appliqué fabric | | 8 | 1227 |
| 3 | 1154 | | 2546 |
| | 2375 | 9 | 1067 |
| * Add appliqué fabric | | | 2235 |
| 4 | 1191 | | |
| | 2494 | | |
| ✂ Trim appliqué fabric | | | |
| 5 | 1191 | | |
| | 2494 | | |
| * Add appliqué fabric | | | |









M 013

Width: 64 mm
 Height: 64 mm
 Stitches: 16 805

Gütermann Sulky
 Robison - Anton

- 1  1169
2249
- 2  1039
2508
- 3  1169
2249
- 4  1039
2508

1:2





✂ THREAD VELVET™



M 014

Width: 75 mm
 Height: 60 mm
 Stitches: 15 101

Gütermann Sulky
 Robison - Anton

- 1  1169
2249
- 2  1039
2508
- 3  1169
2249
- 4  1039
2508

1:2





✂ THREAD VELVET™



M 015


Width: 62 mm
 Height: 47 mm
 Stitches: 10 129

Gütermann Sulky
 Robison - Anton

- 1  1169
2249
- 2  1039
2508
- 3  1263
2263
- 4  1039
2508

1:2


✂ THREAD VELVET™



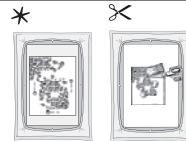
M 016


Width: 65 mm
 Height: 59 mm
 Stitches: 1 791

Gütermann Sulky
 Robison - Anton

- 1  1308
2497
- * Add appliqué fabric
- 2  1308
2497
- ✂ Trim away excess fabric
- 3  1231
2416

1:2





M 029 | Width: 144 mm

Height: 214 mm

Stitches: 31 797

Gütermann Sulky
Robison - Anton

1 ■ 1169
2225

(✂) Cut inside marked area
if not using INSPIRA™
Cutwork Needles

2  Needle #1


3  Needle #2

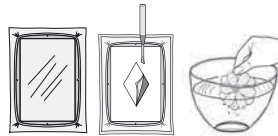
* Add a heavy weight water
soluble stabilizer
underneath the hoop

4 ■ 1169
2225

 Trim and remove the
cut fabric

5 ■ 1169
2225

 Clean the Bobbin Area



M 030 | Width: 98 mm

Height: 165 mm

Stitches: 23 154

Gütermann Sulky
Robison - Anton

1 ■ 1169
2225

(✂) Cut inside marked area
if not using INSPIRA™
Cutwork Needles

2  Needle #1


3  Needle #2

* Add a heavy weight water
soluble stabilizer
underneath the hoop


4 ■ 1169
2225


 Trim and remove the
cut fabric


5 ■ 1169
2225

 Cut edge

6 ■ 1169
2225

 Clean the Bobbin Area





M 031

Width: 165 mm

Height: 253 mm

Stitches: 27 033


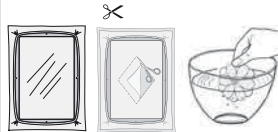
Gütermann Sulky
Robison - Anton

1 1275
2555

✂ Carefully cut away the fabric,
leave the stabilizer.

2 1275
2555

1:2



M 032

Width: 194 mm

Height: 338 mm

Stitches: 58 257

Gütermann Sulky
Robison - Anton

1 1275
2555

✂ Carefully cut away the fabric,
leave the stabilizer.

2 1275
2555

✂ Carefully cut away the fabric,
leave the stabilizer.

3 1275
2555

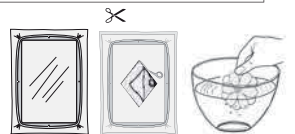
✂ Carefully cut away the fabric,
leave the stabilizer.


4 1275
2555

✂ Carefully cut away the fabric,
leave the stabilizer.

5 1275
2555

1:2











M 036

Width: 146 mm
 Height: 225 mm
 Stitches: 13 752

Gütermann Sulky
 Robison - Anton


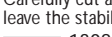
- 1  1214
2339
- 2  1189
2563
- 3  1237
2608
- ❖ 4  1082
2232
- ❖ 5  1267
2610


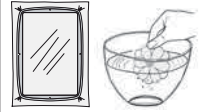


M 045

Width: 75 mm
 Height: 73 mm
 Stitches: 5 225

Gütermann Sulky
 Robison - Anton

- 1  1308
2497
- ✂ Carefully cut away the fabric,
leave the stabilizer.
- 2  1308
2497

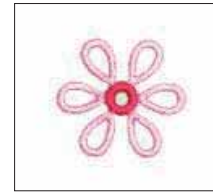


M 046

Width: 134 mm
 Height: 133 mm
 Stitches: 803

Gütermann Sulky
 Robison - Anton


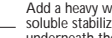
- ❖ 1  1308
2497



M 048

Width: 34 mm
 Height: 31 mm
 Stitches: 1 111

Gütermann Sulky
 Robison - Anton

- 1  1225
2423
- ★ Add a heavy weight water
soluble stabilizer
underneath the hoop
- 2  1231
2416





M 057

Width: 114 mm

Height: 90 mm

Stitches: 5 259

Gütermann Sulky
Robison - Anton

1 1308
2497

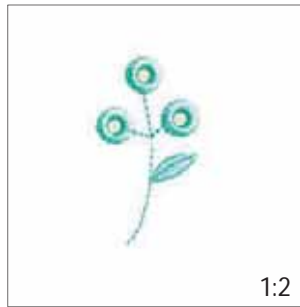
2 1035
2376

3 1231
2416

4 1225
2423



1:2



M 059

Width: 28 mm

Height: 50 mm

Stitches: 685

Gütermann Sulky
Robison - Anton


1 1288
2516

* Add a heavy weight water
soluble stabilizer
underneath the hoop

2 1288
2516



1:2



M 060

Width: 69 mm

Height: 148 mm

Stitches: 7 233

Gütermann Sulky
Robison - Anton

1 1278
2578

2 0526
2527

3 1250
2520

4 1288
2516

5 1278
2578

6 1288
2516

7 1278
2578



1:2



M 067

Width: mm

Height: mm

Stitches:

Gütermann Sulky
Robison - Anton

1 1290
2730

2 1080
2588

3 1123
2466

* Add a heavy weight water
soluble stabilizer
underneath the hoop

4 1112
2628

5 1112
2628

6 1123
2466



1:2



M 068

Width: 65 mm

Height: 90 mm

Stitches: 3 233

Gütermann Sulky
Robison - Anton

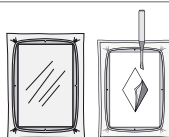
1 1249
2433

2 1177
2457


3 1115
2276

* Carefully cut away the fabric,
leave the stabilizer.

4 1115
2276



1:2



M 076 | Width: 136 mm
 Height: 139 mm
 Stitches: 14 156

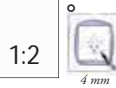
Gütermann Sulky
 Robison - Anton

1 1249
 2485


2 1127
 2582

* Add a heavy weight water soluble stabilizer underneath the hoop

3 1127
 2582



1:2



M 078 | Width: 80 mm

Height: 166 mm

Stitches: 11 292

Gütermann Sulky
 Robison - Anton

1 1169
 2249

2 1127
 2476

✂ Carefully cut away the fabric, leave the stabilizer.

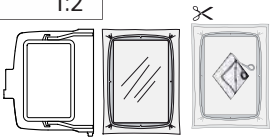
3 1127
 2476

✂ Carefully cut away the fabric, leave the stabilizer.



4 1127
 2476

✂ Carefully cut away the fabric, leave the stabilizer.

5 1127
 2476



1:2



M 077 | Width: 47 mm

Height: 54 mm

Stitches: 527

1 1278
 2578

* Add appliqué fabric

2 1278
 2578

✂ Trim appliqué fabric

3 1288
 2516

4 1329
 2585

1:2

M 079 | Width: 95 mm

Height: 102 mm

Stitches: 3 164

Gütermann Sulky
 Robison - Anton

1 1308
 2497



M 080 | Width: 58 mm

Height: 90 mm

Stitches: 14 043

Gütermann Sulky
 Robison - Anton

1 (Use only on multi-layer)
 Felting Needles

2 Felting Needles

Clean the Bobbin Area



N 018 | Width: 20 mm

Height: 34 mm

Stitches: 1 169

Gütermann Sulky
 Robison - Anton

1 1223
 2525

2 1028
 2206

3 1028
 2206

✂ THREAD VELVET™

1:2

Belle
15 mm 0.6"
10 mm 0.4"

ABab12

Block
15 mm 0.6"
10 mm 0.4"

ABab12

Clarendon 20 mm 0.8"
30 mm 1.2" 12 mm 0.5"

ABab12

Kalligraphia 20 mm 0.8"
30 mm 1.2" 12 mm 0.5"

ABab12

Palace Script 20 mm 0,8"
30 mm 1.2" 12 mm 0,5"

A B a b 1 2

Mesa 20 mm 0,8"
30 mm 1.2" 12 mm 0,5"

A B C a b c 1 2 3

Swirl 50 mm 2"
60 mm 2.4" 40 mm 1.6"

A B a b 1 2

1:2

UC Sport
80 mm 3.1"
60 mm 2.4"
40 mm 1.6"

A B 1 2

1:2

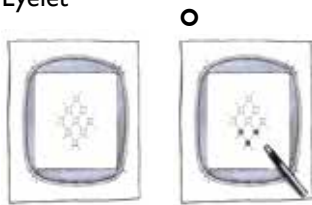


www.myembroideries.com
www.husqvarnaviking.com

Designer | **EPIC™**
Sampler

DESIGNER EPIC™ Sampler

Eyelet

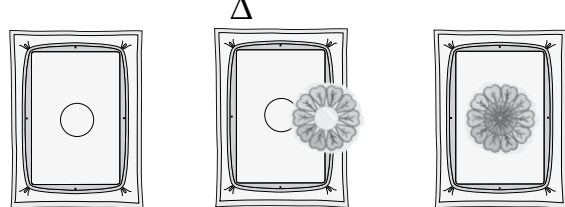


Wing needle



Cut jumpstitch, trim command.

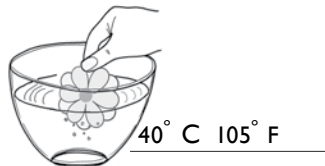
Pop-Up Embroidery



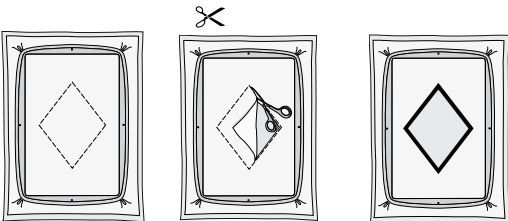
Heavy weight water soluble



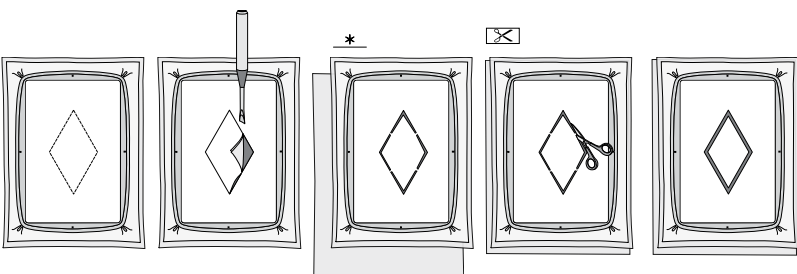
Freestanding Embroidery



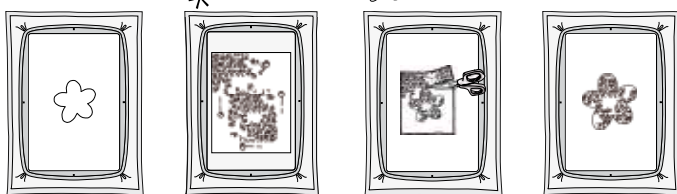
Cutwork with scissors



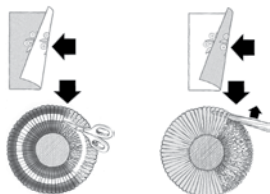
Cutwork Needle Embroidery



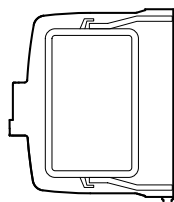
Appliqué



Chenille



Endless Embroidery



Gütermann Sulky and Robison-Anton thread numbers are given for each design.

Categories:

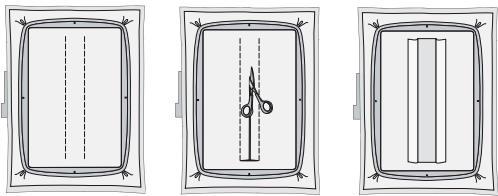
A Signature
B Golden C
C Children
D Theme
E Quilt
F Frames and borders
G Fantasy
H Holiday
J Lace
K Kitchen and home
L Hearts and Butterflies
M Flower garden
N Small designs

☉ Lace insertion border

Hoop fabric and heavy water soluble stabilizer

Step 1

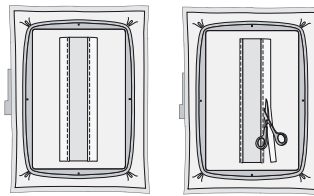
☉ 1



Embroider color #1. Cut fabric only between the stitched seams and fold and finger press the fabric over the stitching to each side.

Step 2

☉ 2



Embroider color #2. Trim away the excess fabric outside the stitching.

Designs with THREAD VELVET™ technique

Cutting instructions to finish THREAD VELVET™ Embroidery:

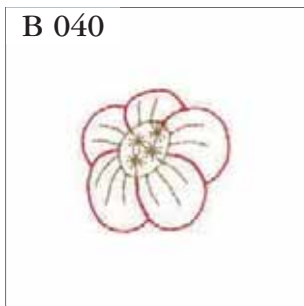

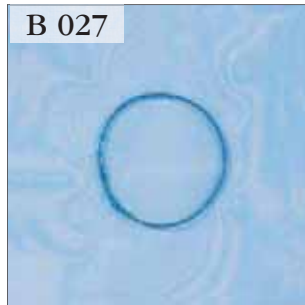



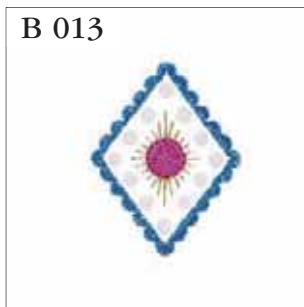
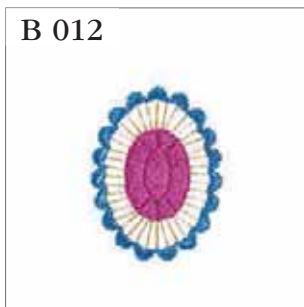

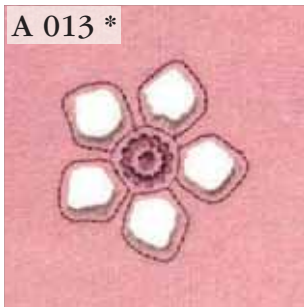

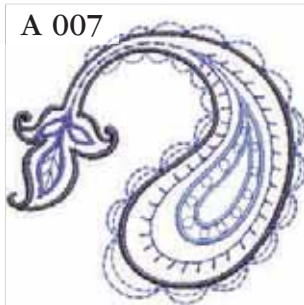

To create the THREAD VELVET™ effect, cut the satin stitch down the middle from the right side. Avoid cutting the very last underlay of stitches for the best result.

To secure the thread for laundering, add textile glue to the wrong side of the embroidery to secure the threads.



Seam ripper 140000165





B 064



B 065



B 066



B 068



B 072 *



B 073 *



B 074 *




B 075 *



B 084 *



B 091




B 092



B 094 *



B 098



B 103



B 104



B 110



B 122 *



B 128



B 129



B 130



B 140



B 141



B 142



B 143



B 144



B 145



B 152 *



B 154 *



Jewelry Kit

B 155 *



Jewelry Kit

B 157 *



Jewelry Kit

B 158 *



Jewelry Kit

B 159 *



Jewelry Kit

B 161 *



B 166



B 167




B 168




C 014




C 019



C 020



C 021



C 023



C 024



C 026



C 036



C 037



C 044 *





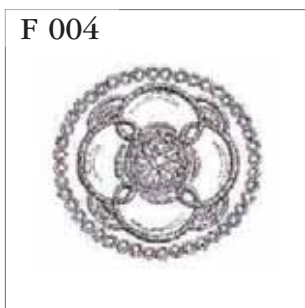

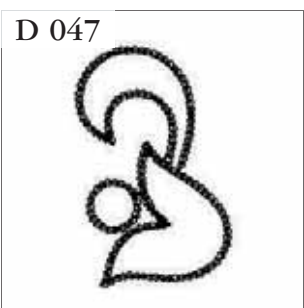
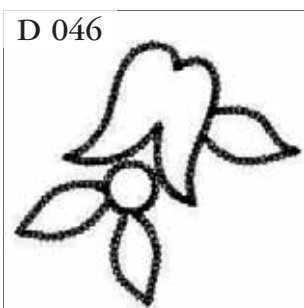


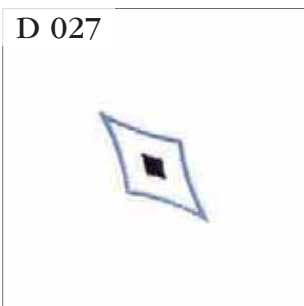
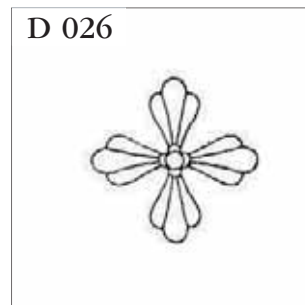
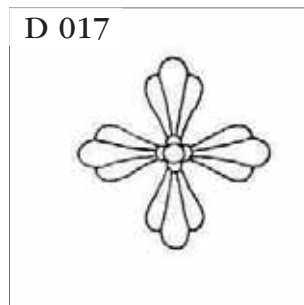
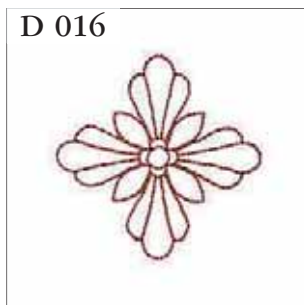




93 Sweet Dreams


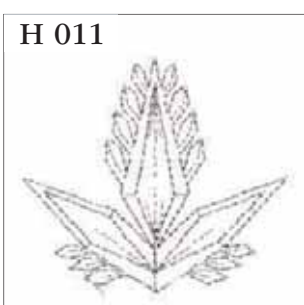

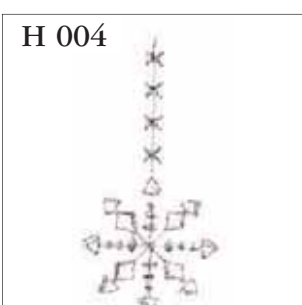
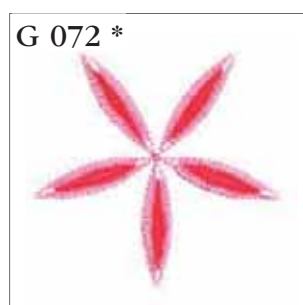
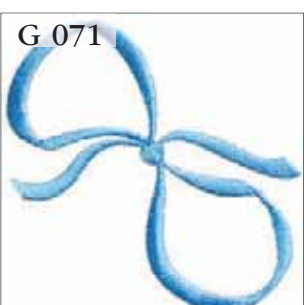
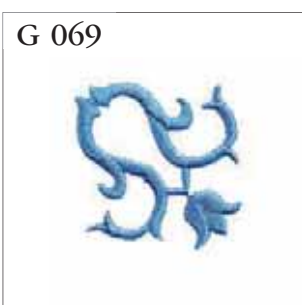


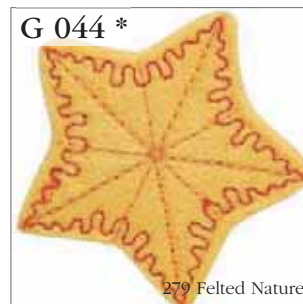
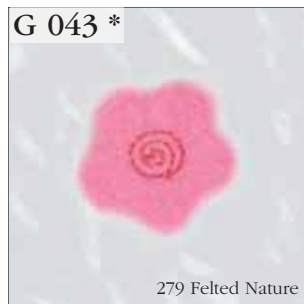
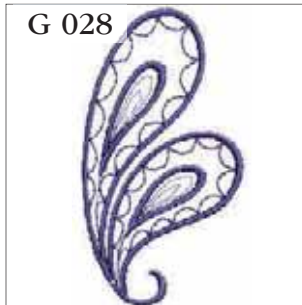
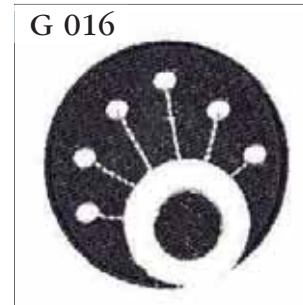
D 005 *



D 008



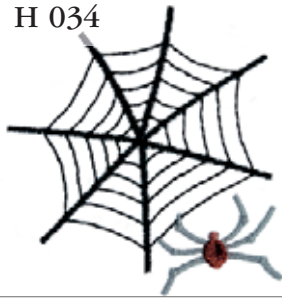




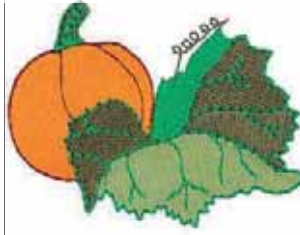
H 028



H 034



H 037



H 040

JE T'AIME

J 004



J 005




J 016 *




259 Crochet by Machine

K 001



K 004



K 009



K 010



K 011



K 012



K 013



K 014



K 015



K 016



K 017



K 018



K 019



K 020



K 021

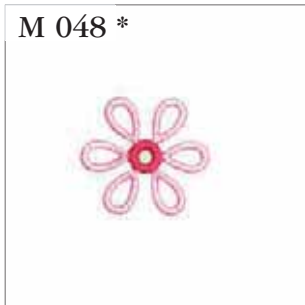

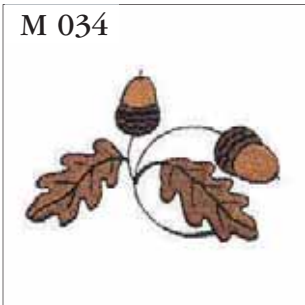







K 022



K 023





M 053



M 054



M 055



M 056



M 058



M 059 *



M 063



M 065



M 066



M 071



M 077 *



80 Sparkling Flowers

N 001



N 002



N 003



N 004



N 005



N 006



N 007



N 008



N 009



N 010



N 011



N 012



N 013





N 038

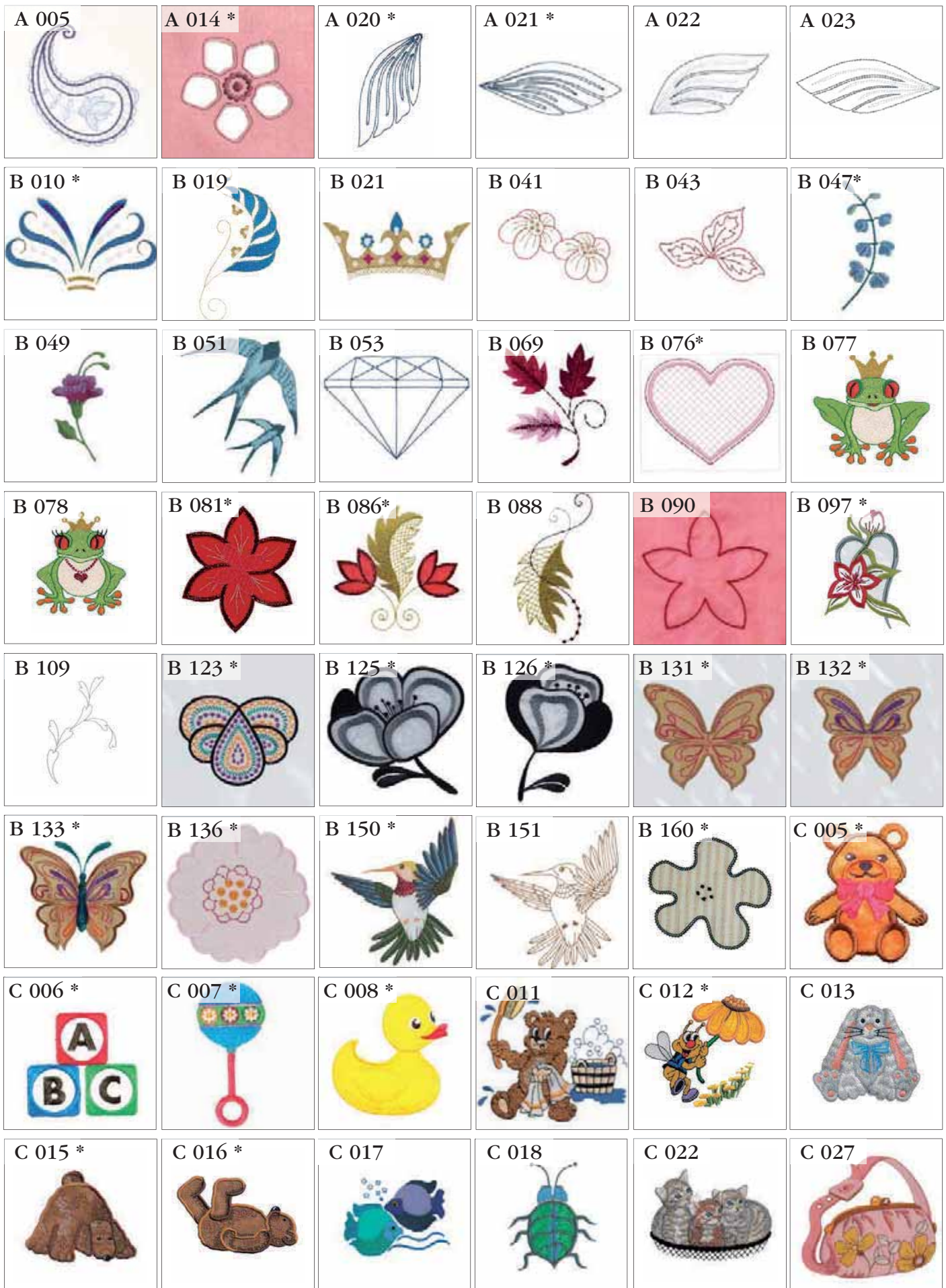


N 039









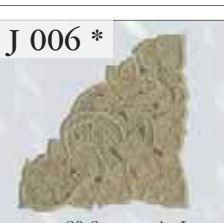


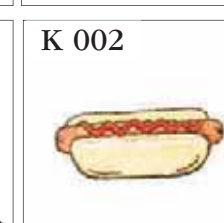




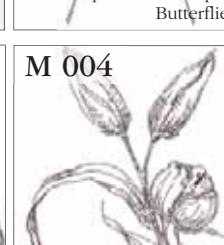

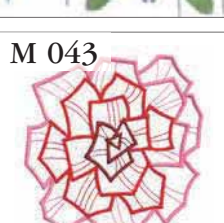





N 040





C 029 	C 030 	C 031 	C 033 	C 034 	C 035 
C 038 	C 039 	C 049 * 	C 050 * 	C 051 *  129 Pop-Up-Pals	C 052 *  129 Pop-Up-Pals
C 053  31 Penny Squares	C 054 	C 055 	D 003 * 	D 010 	D 011 
D 020 	D 021 	D 023 	D 024 	D 025 	D 035 
D 040 	D 045 	E 001 	E 002 	E 003 	E 004 
E 005 	E 007 	E 018 	E 019 	F 003 	F 008 
F 012 	F 025 	F 026 	G 020 * 	G 023 	G 034 *  251 Dimensional Elements
G 035 *  178 Mega Decor	G 036 *  178 Mega Decor	G 046 * 	G 047 * 	G 050 *  239 Cut work technique II	G 052 *  239 Cut work technique II

G 063 *  212 Majestic cutwork	G 067 * 	G 068 * 	G 070 	H 013 	H 014 
H 015 * 	H 016 * 	H 017 	H 018 	H 019  95 Special Techniques for christmas	H 020  95 Special Techniques for christmas
H 022 	H 024 *  192 Holiday Dimensions	H 025 	H 033 	H 039 	H 041 
J 006 *  89 Seasons in Lace	J 007 *  166 Vintage Lace	J 008 *  89 Seasons in Lace	J 013 *  217 Precious Crochet	J 014 *  217 Precious Crochet	K 002 
K 003 	K 006 	L 002 	L 005 	L 007 	L 008 
L 009 	L 011 *  191 THREAD VELVET™	L 013 *  203 Special Techniques Butterflies	L 014 *  203 Special Techniques Butterflies	L 015 *  203 Special Techniques Butterflies	L 016 
L 019 	L 020 	M 003 	M 004 	M 006 	M 041 
M 043 	M 049 	M 057 * 	M 061 	M 062 	M 064 

M 068 *



M 069



M 070



M 072



M 075



M 079 *



156 Sensational Needle Effects

M 080 *



280 Organic Creations

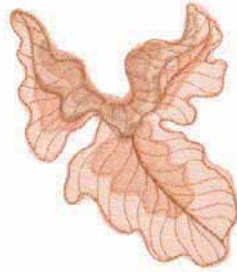
A 004



A 017 *



A 018 *



A 019 *



B 003 *



B 007 *



B 008 *



B 009



B 017 *



B 018



B 020



B 022 *



B 023 *



B 032 *



B 033 *



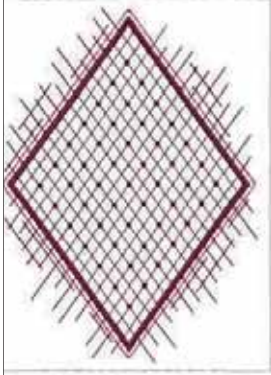
B 042




B 058 *




B 060 *



B 067



B 070 *



B 071 *



B 079 *



B 083 *



B 085 *



B 087



B 089



B 099 *



B 100 *



B 101 *




B 102*




B 106



B 107



B 108



B 112




B 116




B 117



B 120




B 124



B 127



B 135




B 137



B 138



B 139



B 153 *



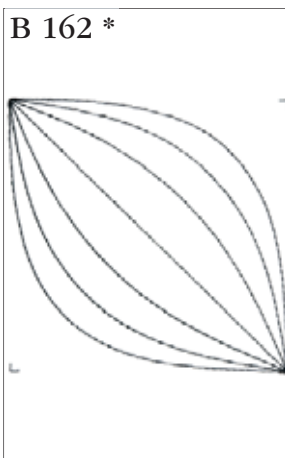
Jewelry Kit

B 156 *

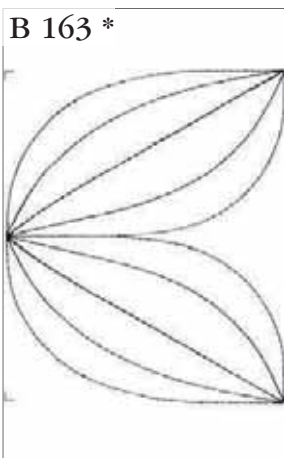


Jewelry Kit

B 162 *




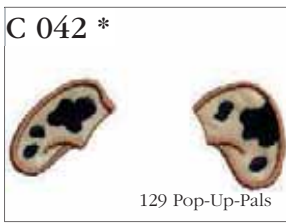


B 163 *



C 003 *






D 044



D 049 *



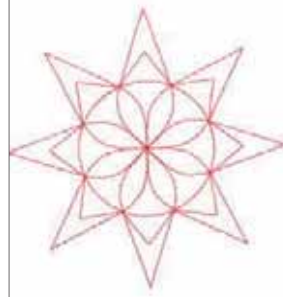
230 Easy Cutwork

D 050 *




230 Easy Cutwork


E 006



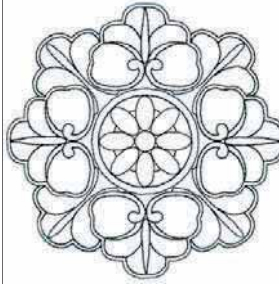
E 009




E 010



E 011



E 012



E 013



233 Quilted Blocks and Borders

E 014



231 Textured Quilting II

E 016 *



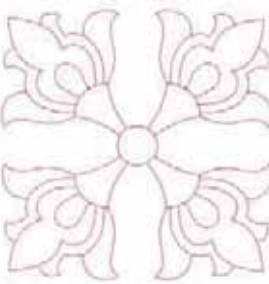
238 Patchwork Quilting

E 017 *



231 Textured Quilting II

E 020



209 Majestic Yarn Quilting

F 002



F 009



198 Candlewicking Creations

F 010



F 011 *



65 Delicate & Dainty

F 015



F 017 *



65 Delicate & Dainty

F 018 *



91 Endless Insertions & Thread Work

F 019 *



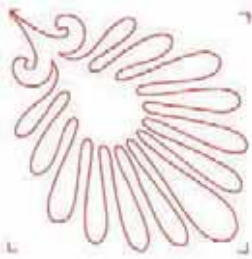
91 Endless Insertions & Thread Work

F 020 *



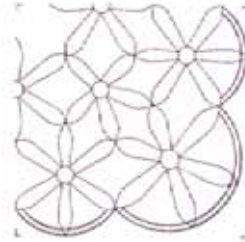
91 Endless Insertions & Thread Work

F 022



284 Mega Endless Borders and Corners

F 024

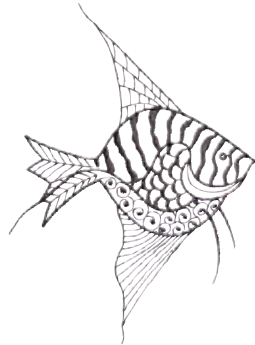


241 Mega Endless Embroideries

G 001



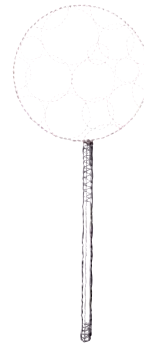
G 002



G 003



G 005



G 009



G 018



G 022



G 024



G 026



G 029



G 030



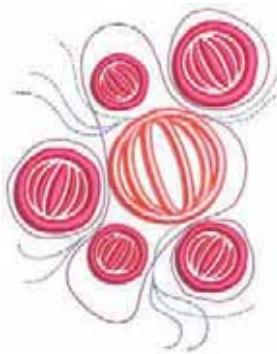
G 031



G 032



G 033 *




G 039 *



207 Decorative with Yarn Couching

G 045 *



258 Texture Hoop Visions

G 051 *



239 Cut Work Techniques 2

G 053 *

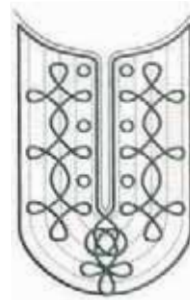


156 Sensational Needle Effects

G 054 *



G 055



173 All Around the Edge

G 056 *



156 Sensational Needle Effects

G 057




198 Candlewicking Creations

G 060



184 Purse Pizzazz

G 064 *



G 066 *



H 002



H 005



H 007



H 009



H 029 *



H 030 *



H 031



INSPIRA™ 114 Easter Fun

H 032




INSPIRA™ 114 Easter Fun

H 035



INSPIRA™ 116 Halloween

H 036



INSPIRA™ 116 Halloween

J 002



J 003



J 009



185 Lovely Lace on Tulle

J 010

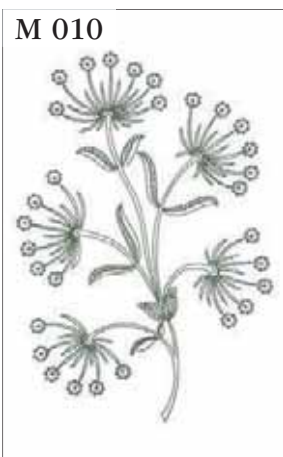

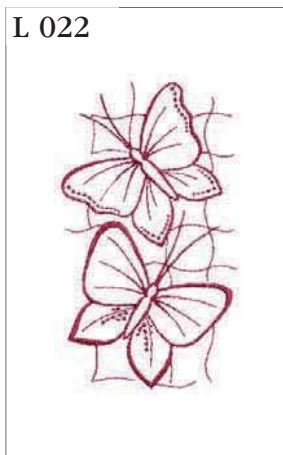
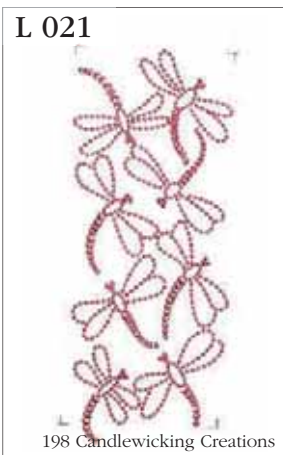


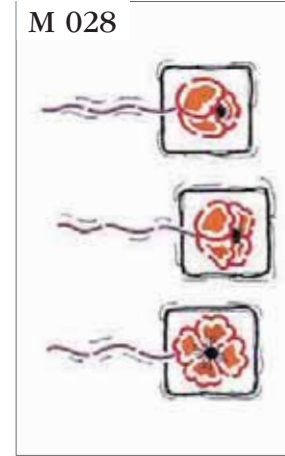


185 Lovely Lace on Tulle

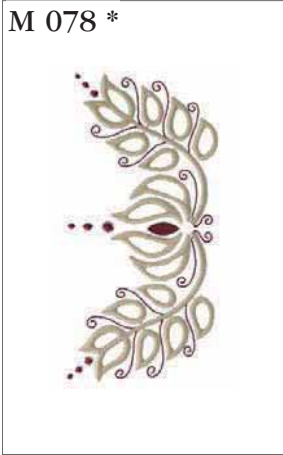



J 011 *



208 Endless Romantic Cotton Lace







B 005 *



B 024



B 025



B 054



B 056



B 057



B 059



B 093 *



B 096 *



B 105



B 113



B 114



B 115



B 146 *



B 147



B 148 *



B 149



C 001 *



C 002 *



C 004 *



C 009 *




C 028 *



D 004 *




D 018



D 019




D 022



D 043




E 008



F 006



F 007

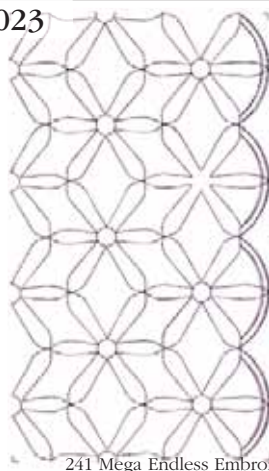


F 021



284 Mega Endless Borders
and Corners

F 023



241 Mega Endless Embroideries

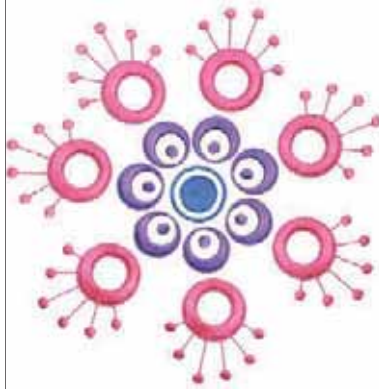
G 004



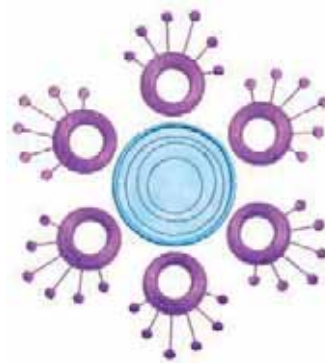
G 008



G 019



G 021 *



G 025



G 041 *



H 021 *



H 038



M 007



M 012 *



264 Layered Quilting with Appliqué

M 031 *

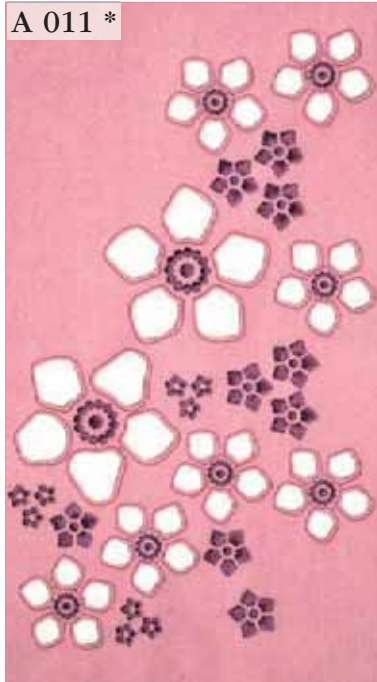


202 Cutwork Finesse

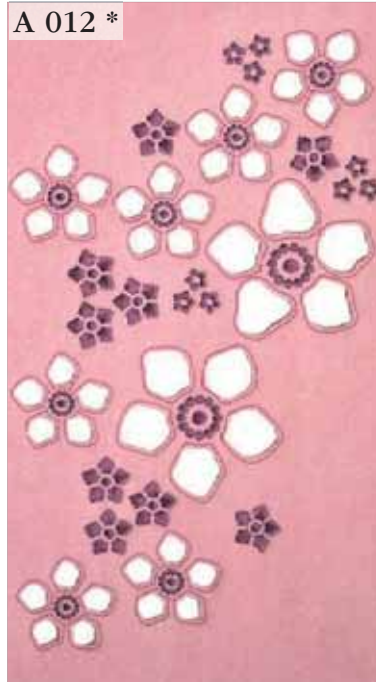
A 003



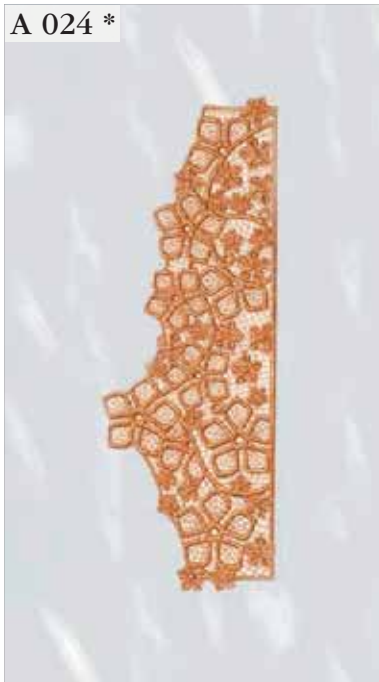
A 011 *




A 012 *




A 024 *



B 001 *



B 002 *



B 004



B 029



B 030 *



B 031 *



B 034 *



B 035 *



B 036 *



B 037



B 038



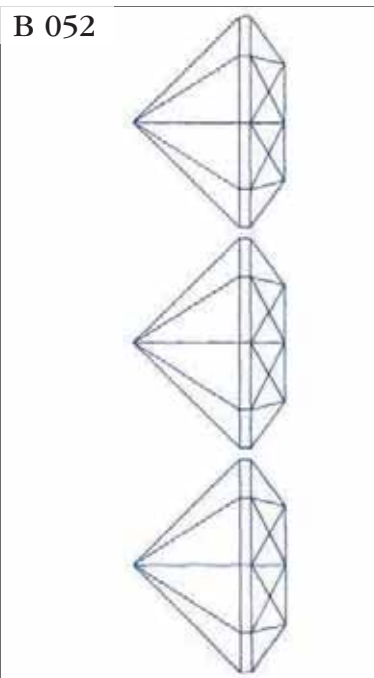
B 039



B 044 *




B 052



B 055



B 080 *



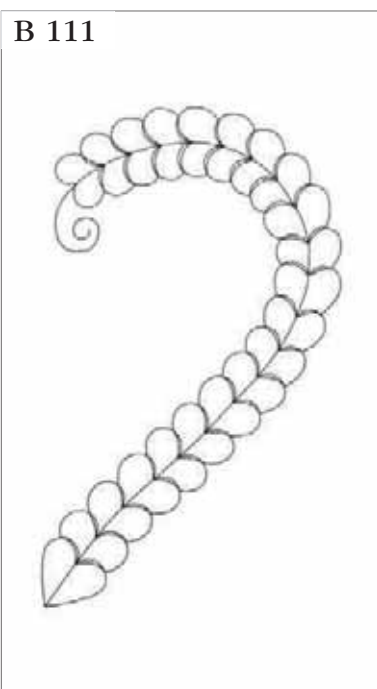
B 082 *



B 095 *




B 111




B 118 *



B 119



B 121



B 134



B 164 *



B 165



C 045 *



C 046 *




C 047 *



D 006



F 013 *



186 Mega Madeira Borders

F 014 *



186 Mega Madeira Borders

F 016 *




187 Mega Richelieu

G 006



G 027





M 009



M 032 *



202 Cutwork Finesse

A 001




A 002



D 001 *



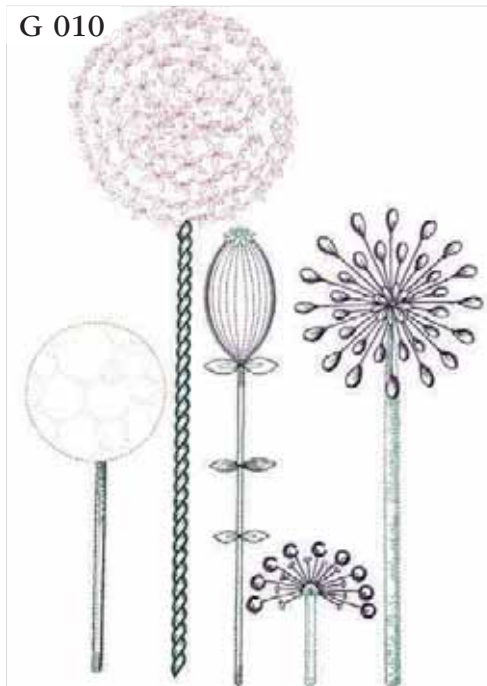
F 001



F 005



G 010



H 001



H 012



H 026 *



H 027 *



J 001



L 001



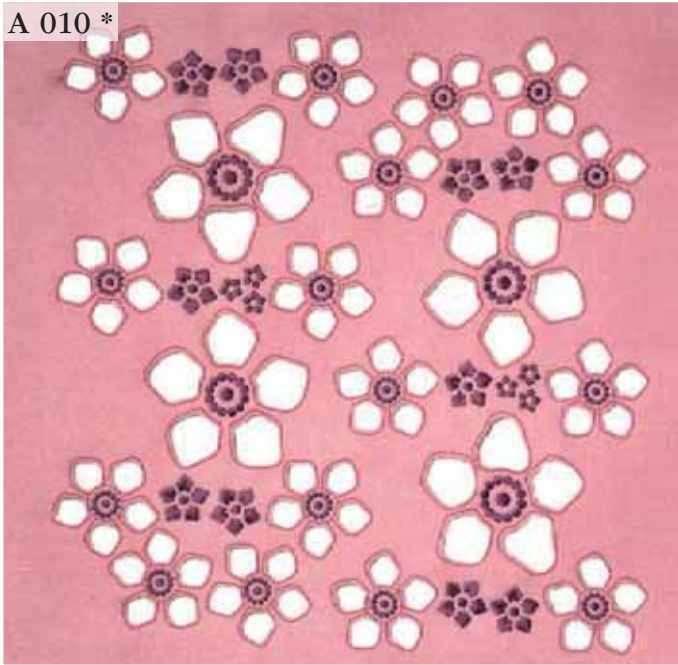
360x260 mm 25%

M 001



360x350 mm 25%


A 010 *



B 045 *



E 015




206 Majestic Quilting

E 021



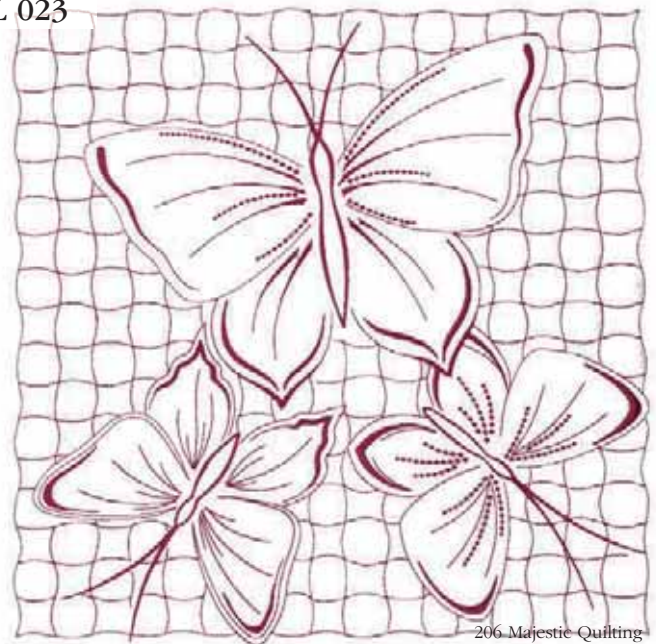
209 Majestic Yarn Quilting

E 022 *



209 Majestic Yarn Quilting

L 023



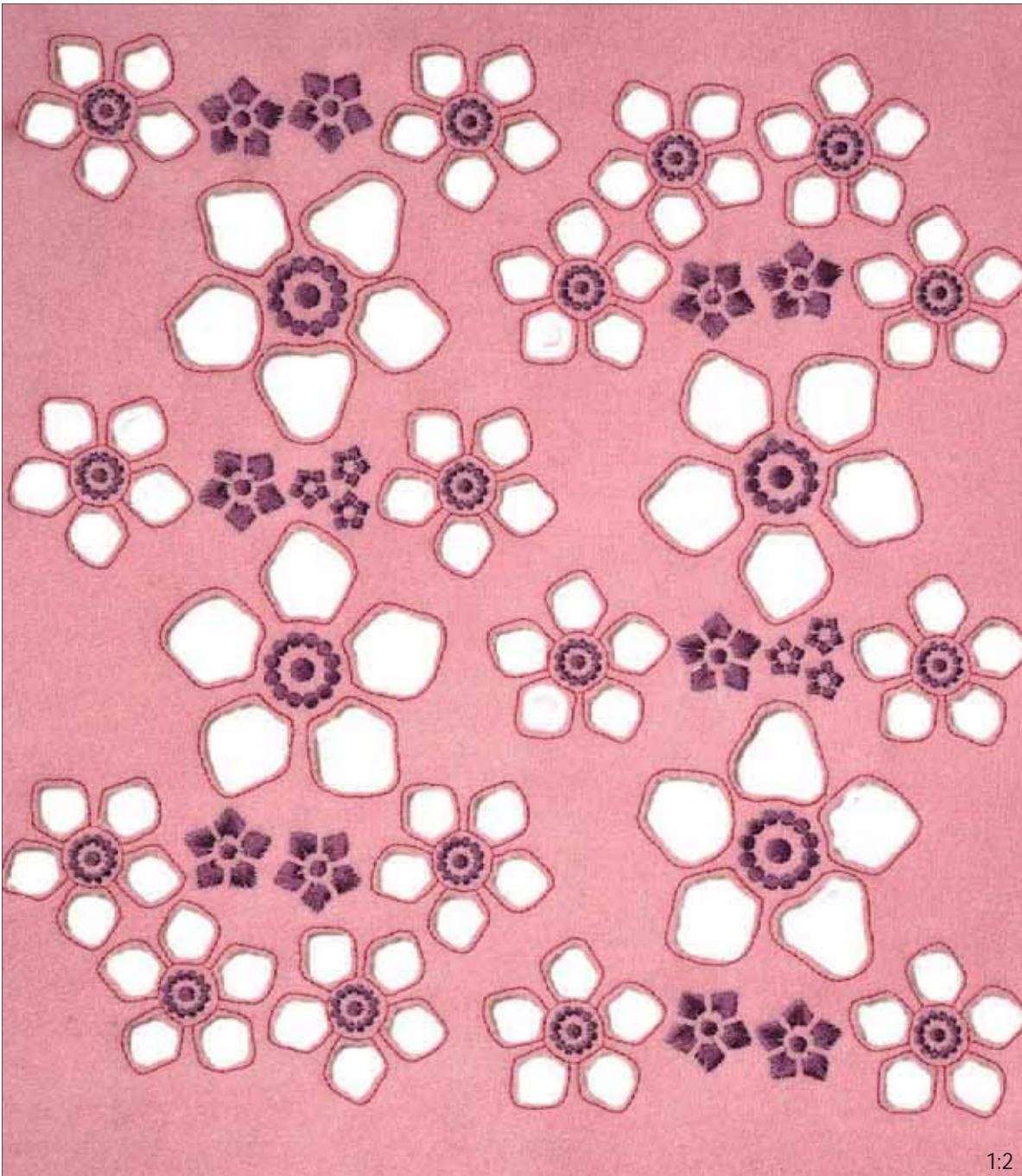
206 Majestic Quilting

M 081



M 083





1:2

A 010

Width: 330 mm

Height: 300 mm


Stitches: 53 900

Gütermann Sulky
Robison - Anton

1:1  7011
1004

1:2  7011
1004


1:3  7011
1004

 Cut inside marked area if not using INSPIRA™ Cutwork Needles

1:4  Needle #1

1:5  Needle #2

1:6  Needle #3


1:7  Needle #4

 Trim and remove the cut fabric

2:1  7011
1004

2:2  7011
1004

2:3  7011
1004


 Cut inside marked area if not using INSPIRA™ Cutwork Needles


2:4  Needle #1

2:5  Needle #2

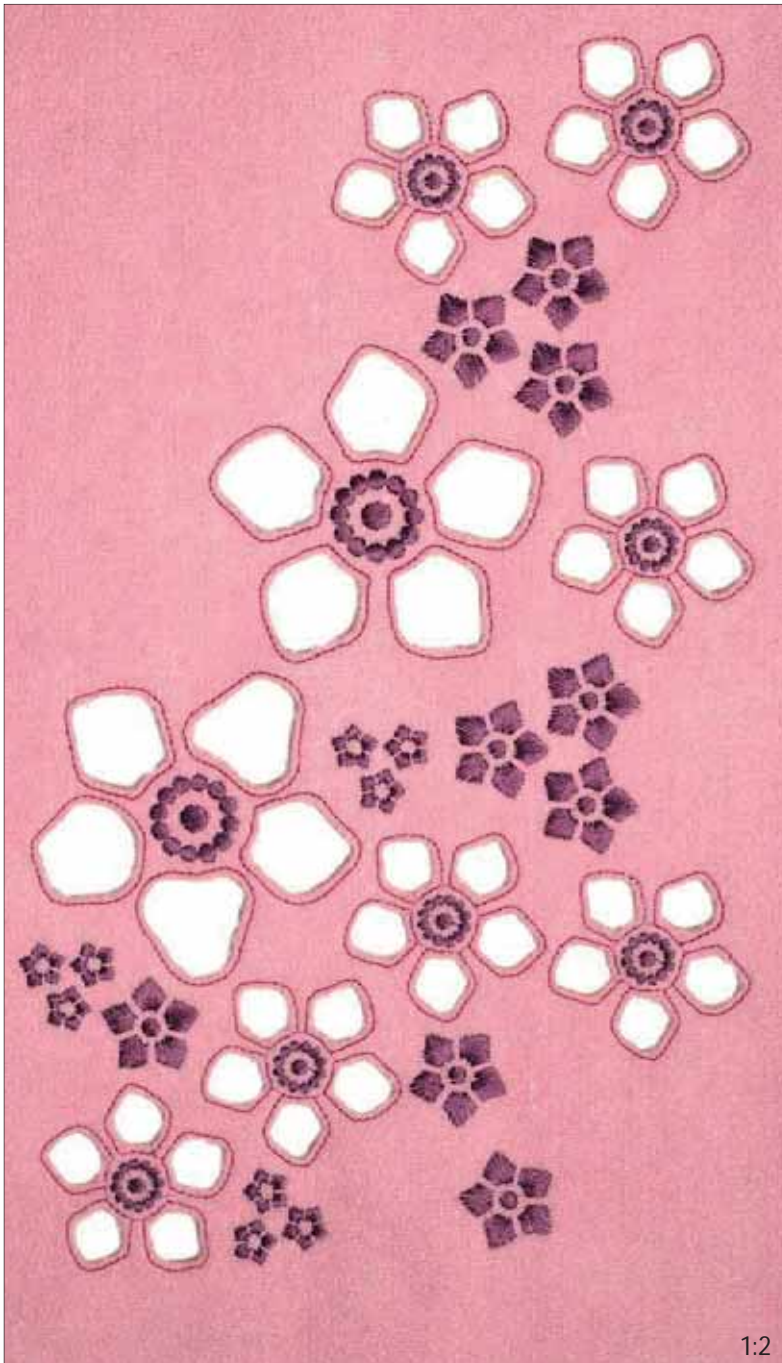
2:6  Needle #3

2:7  Needle #4

 Trim and remove the cut fabric

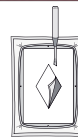
 Clean the Bobbin Area





1:2

A 011 | Width: 194 mm
 Height: 325 mm
 Stitches: 27 584



Gütermann Sulky
 Robison - Anton

1  7011
 1004

2  7011
 1004

(3<) Cut inside marked area
 if not using INSPIRA™
 Cutwork Needles


3  Needle #1

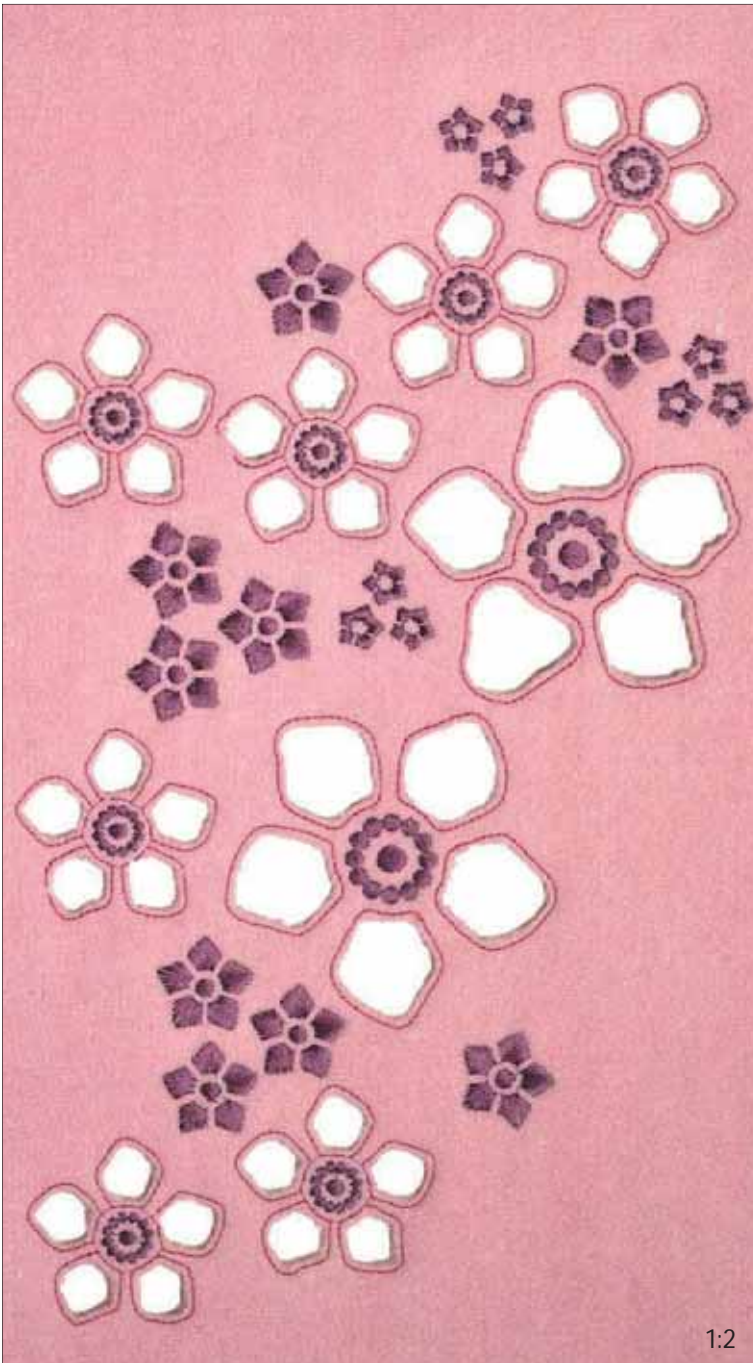
4  Needle #2

5  Needle #3

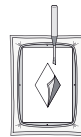
6  Needle #4

 Trim and remove the
 cut fabric

 Clean the Bobbin Area



A 012 | Width: 194 mm
 Height: 325 mm
 Stitches: 27 457



Gütermann Sulky
 Robison - Anton

1 7011
 1004

2 7011
 1004

(✂) Cut inside marked area
 if not using INSPIRA™
 Cutwork Needles

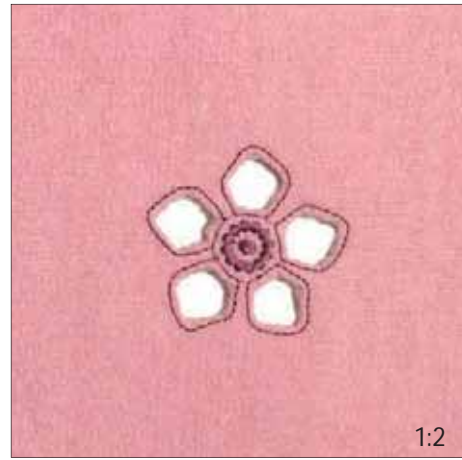
3 Needle #1

4 Needle #2

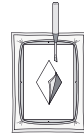
5 Needle #3

6 Needle #4

Trim and remove the
 cut fabric
 Clean the Bobbin Area



A 013 | Width: 53 mm
 Height: 50 mm
 Stitches: 2 183



Gütermann Sulky
 Robison - Anton

1 1035
 2376

2 1035
 2376

(✂) Cut inside marked area
 if not using INSPIRA™
 Cutwork Needles

3 Needle #1

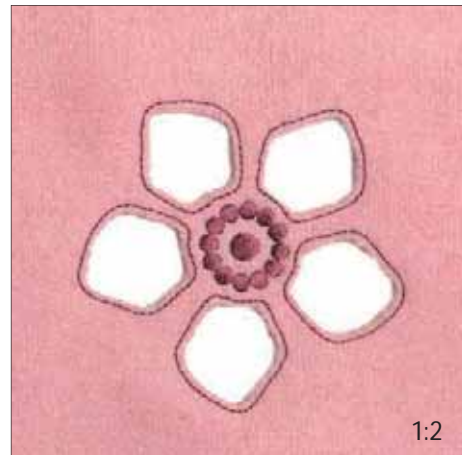
4 Needle #2

5 Needle #3

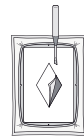
6 Needle #4

Trim and remove the
 cut fabric

Clean the Bobbin Area



A 014 | Width: 87 mm
 Height: 83 mm
 Stitches: 3 729



Gütermann Sulky
 Robison - Anton

1 1035
 2376

2 1035
 2376

(✂) Cut inside marked area
 if not using INSPIRA™
 Cutwork Needles

3 Needle #1


4 Needle #2

5 Needle #3

6 Needle #4

Trim and remove the
 cut fabric

Clean the Bobbin Area



A 017

Width: 127 mm

Height: 172 mm

Stitches: 5 927

Gütermann Sulky
Robison - Anton

1  1064
2299

* Add appliqué fabric

2  1064
2299

✂ Trim appliqué fabric

* Add appliqué fabric

3  1267
2567

✂ Trim appliqué fabric

* Add appliqué fabric

*



✂



1:2



A 018

Width: 129 mm


Height: 140 mm

Stitches: 5 672

Gütermann Sulky
Robison - Anton

1  1064
2299

* Add appliqué fabric

2  1064
2299

✂ Trim appliqué fabric

* Add appliqué fabric

3  1267
2567

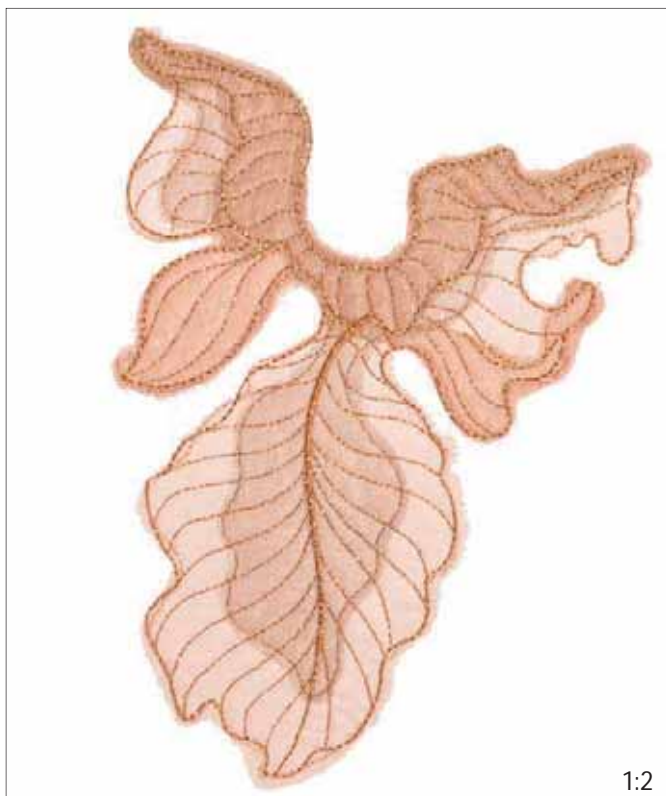
*



✂



1:2



A 019

Width: 140 mm

Height: 195 mm

Stitches: 7 693

Gütermann Sulky
Robison - Anton

1  1064
2299

* Add appliqué fabric

2  1064
2299

✂ Trim appliqué fabric

* Add appliqué fabric


3  1267
2567

✂ Trim appliqué fabric

* Add appliqué fabric

4  1237
2610

✂ Trim appliqué fabric

5  7011
1004

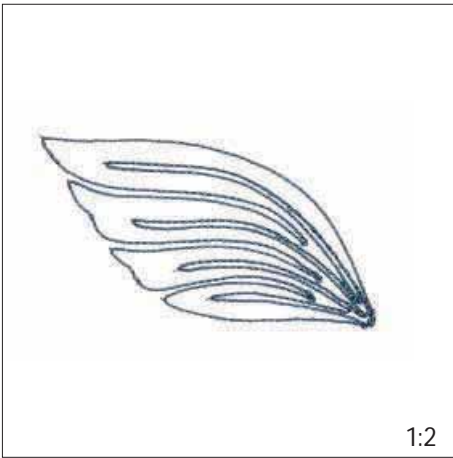
*



✂



1:2



1:2

A 020

Width: 90 mm

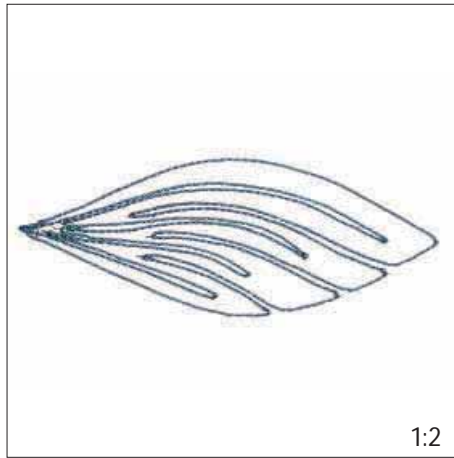


Height: 46 mm

Stitches: 553

Gütermann Sulky
Robison - Anton

● 1  1536 For use with Specialty Bobbin case
2535



1:2

A 021

Width: 110 mm

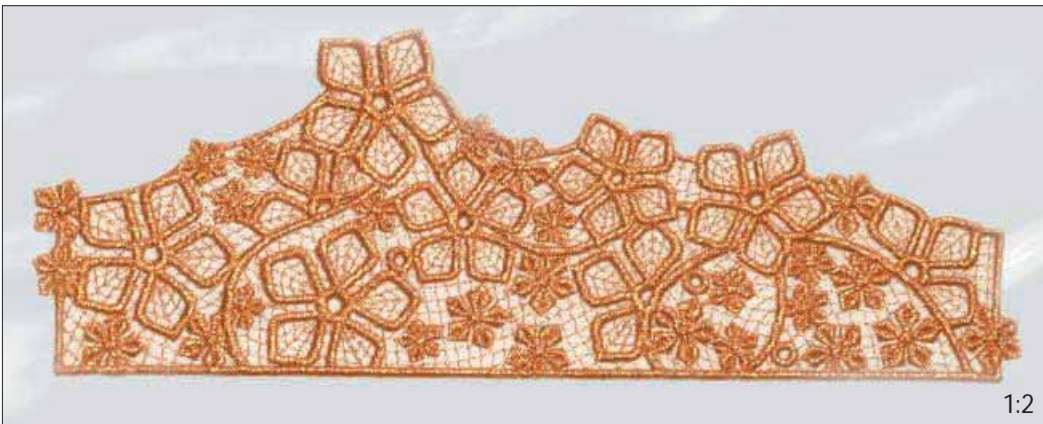


Height: 45 mm

Stitches: 565

Gütermann Sulky
Robison - Anton

● 1  1536 For use with Specialty Bobbin case
2535



1:2

A 024

Width: 263 mm


Height: 93 mm

Stitches: 50 961

Gütermann Sulky
Robison - Anton

1  7011
1004





1:2

✂ THREAD VELVET™

B 001

Width: 131 mm

Height: 300 mm

Stitches: 36 381

Gütermann Sulky
Robison - Anton

- | | | | | | |
|---|--|--------------|----|--|--------------|
| 1 | | 7021
1014 | 6 | | 1251
2730 |
| 2 | | 1191
2417 | 7 | | 7007
1003 |
| 3 | | 7007
1003 | 8 | | 1191
2417 |
| 4 | | 7021
1014 | 9 | | 1251
2730 |
| 5 | | 1191
2417 | 10 | | 7007
1003 |



1:2

B 002

Width: 129 mm

Height: 330 mm

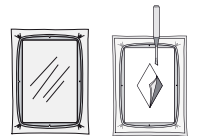
Stitches: 24 361

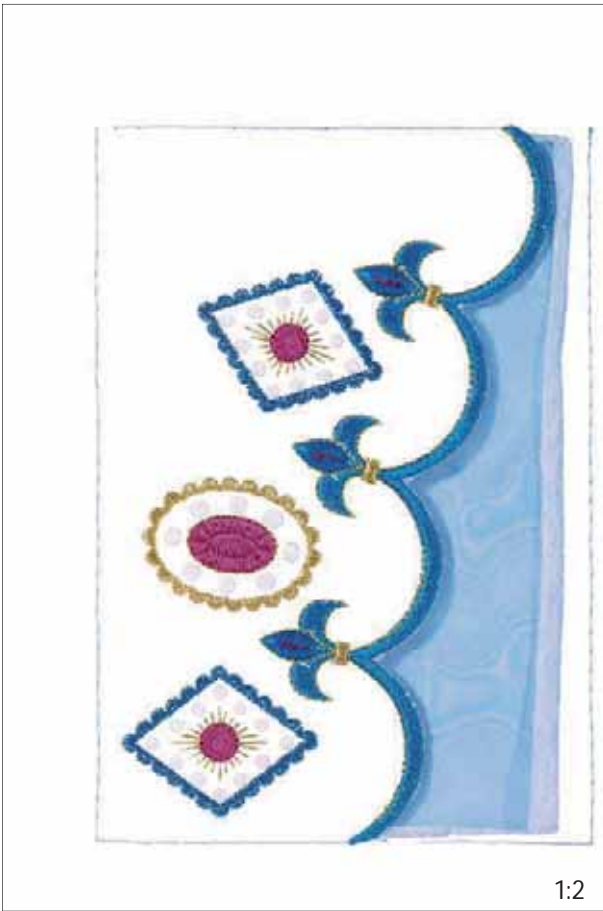
Gütermann Sulky
Robison - Anton

- | | | | | | |
|---|--|--------------|----|--|--------------|
| 1 | | 7007
1003 | 6 | | 7021
1014 |
| 2 | | 1191
2417 | 7 | | 7007
1003 |
| 3 | | 7021
1014 | 8 | | 1251
2730 |
| 4 | | 7052
1012 | 9 | | 1191
2417 |
| 5 | | 1191
2417 | 10 | | 1251
2730 |

- | | | |
|----|--|---|
| 11 | | 7007
1003 |
| 12 | | Needle #1 |
| 13 | | Needle #2 |
| * | | Add a heavy weight water soluble stabilizer underneath the hoop |
| 14 | | 1251
2730 |
| 15 | | 1251
2730 |

- | | | |
|----|--|--------------|
| | Trim and remove the cut fabric | |
| 16 | | 1251
2730 |
| * | If desired: cut away water soluble stabilizer along the satin edge and place second fabric underneath the hoop | |
| 17 | | 7007
1003 |
| | Clean the Bobbin Area | |





1:2

B 003

Width: 130 mm

Height: 190 mm

Stitches: 13 690

Gütermann Sulky
Robison - Anton

1 7007
1003

2 1191
2417

3 7021
1014

4 7052
1012

5 1191
2417

6 7021
1014

7 7007
1003

8 1251
2730

9 1191
2417

10 1251
2730

11 7007
1003

Cut inside marked area
if not using INSPIRA™
Cutwork Needles

12 Needle #1

13 Needle #2

* Add a heavy weight water
soluble stabilizer
underneath the hoop

14 1251
2730

15 1251
2730

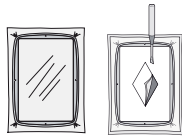
Trim and remove the
cut fabric

16 1251
2730

* If desired: cut away water
soluble stabilizer along the
satin edge and place second
fabric underneath the hoop

17 7007
1003

Clean the Bobbin Area



1:2

B 005

Width: 159 mm

✂ THREAD VELVET™

Height: 156 mm

Stitches: 27 259

Gütermann Sulky
Robison - Anton

1 7052
1012

2 7052
1012

3 7007
1003

4 1191
2417

5 1251
2730

6 7007
1003

7 1191
2417

8 7007
1003

9 7021
1014



1:2

B 007

Width: 97 mm

✂ THREAD VELVET™

Height: 135 mm

Stitches: 8 432

Gütermann Sulky
Robison - Anton

1 1191
2417


2 1251
2730






3 7052
1012


4 7007
1003


5 7021
1014








B 008 
 Width: 84 mm
 Height: 135 mm
 Stitches: 7 960
 Gütermann Sulky
 Robison - Anton

1		1191 2417
2		1251 2730
3		7052 1012
4		7007 1003
5		7021 1014



B 010 
 Width: 120 mm
 Height: 73 mm
 Stitches: 7 824











Gütermann Sulky
 Robison - Anton

1		1191 2417
2		1251 2730
3		7052 1012
4		7007 1003
5		7021 1014



B 017
 Width: 68 mm
 Height: 165 mm
 Stitches: 8 435

Gütermann Sulky
 Robison - Anton

1		1251 2730	6		7007 1003
* Add appliqué fabric					
2		1251 2730	7		1251 2730
✂ Trim appliqué fabric					
3		1251 2730	8		1191 2417
4		1191 2417	9		1251 2730
5		7021 1014	10		7007 1003





1:2











B 022

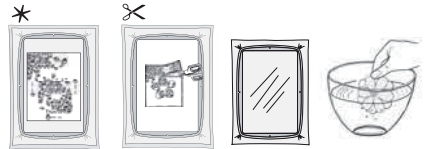
Width: 111 mm

Height: 226 mm

Stitches: 20 939

Gütermann Sulky
Robison - Anton

- | | | | |
|-------------------------|--|----|--|
| 1 |  1251
2730 | 6 |  7007
1003 |
| * Add appliqué fabric | | | |
| 2 |  1251
2730 | 7 |  1063
2343 |
| %< Trim appliqué fabric | | | |
| 3 |  1251
2730 | 8 |  7052
1012 |
| 4 |  1191
2417 | 9 |  7007
1003 |
| 5 |  7052
1012 | 10 |  1251
2730 |



1:2

B 023

Width: 136 mm

Height: 111 mm

Stitches: 43 929

Gütermann Sulky
Robison - Anton

- | | |
|---|---|
| 1 |  7052
1012 |
|---|---|





B 030

Width: 119 mm

Height: 340 mm

Stitches: 42 712

Gütermann Sulky
Robison - Anton

- | | | | | | | | | |
|---|--|--------------|------------------------|--|--------------|----|--------------|--------------|
| 1 | | 8017 | 6 | | 7009
1006 | 11 | | 1090
2519 |
| 2 | | 1251
2730 | 7 | | 1095
2518 | 12 | | 1251
2740 |
| 3 | | 1095
2306 | * Add appliqué fabric | | 13 | | 1560
2305 | |
| 4 | | 1095
2518 | 8 | | 1095
2518 | | | |
| 5 | | 1250
2520 | ✂ Trim appliqué fabric | | 9 | | 1095
2518 | |
| | | | 10 | | 7009
1006 | | | |

*



✂



✂ THREAD VELVET™

1:2



B 031

Width: 180 mm

Height: 334 mm

Stitches: 38 327

Gütermann Sulky
Robison - Anton

- | | | | | | |
|---|--|--------------|---|--|--------------|
| 1 | | 8017 | 5 | | 1250
2520 |
| 2 | | 1251
2740 | 6 | | 7009
1006 |
| 3 | | 1095
2518 | 7 | | 1251
2740 |
| 4 | | 1095
2306 | 8 | | 1560
2305 |

✂ THREAD VELVET™

1:2



B 032

Width: 139 mm

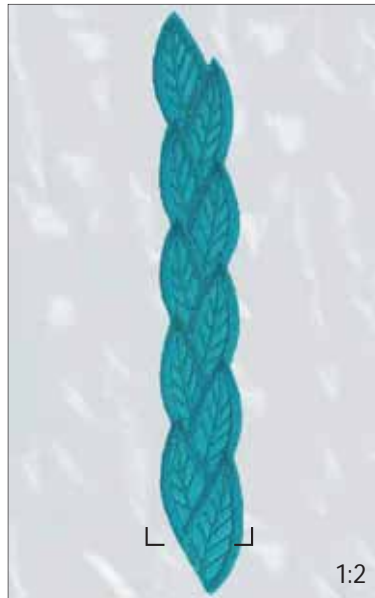
✂ THREAD VELVET™

Height: 143 mm

Stitches: 13 592

Gütermann Sulky
Robison - Anton

1		8017	5		1250 2520
2		1251 2740	6		7009 1006
3		1095 2518	7		1251 2740
4		1095 2518	8		1560 2305



B 033

Width: 28 mm

Height: 158 mm



Stitches: 7 252

Gütermann Sulky
Robison - Anton

* Add appliqué fabric

1		1090 2519
2		1090 2519
3		1090 2519

✂ Trim appliqué fabric



B 034

Width: 195 mm


✂ THREAD VELVET™

Height: 348 mm

Stitches: 40 912

Gütermann Sulky
Robison - Anton

1		1080 2588	6		1045 2310	11		1533 2504	16		1124 2325
2		1192 2500	7		1285 2594	12		1256 2259	17		1192 2500
3		1332 2279	8		1513 2446	13		1169 2249	18		1285 2594
4		1104 2547	9		1184 2467	14		1309 2418	19		1029 2433
5		1550 2607	10		1039 2508	15		1025 2400	20		1074 2300



1:2

B 035

Width: 185 mm

Height: 354 mm

Stitches: 46 117

Gütermann Sulky

Robison - Anton

1		1080 2588	6		1045 2310	11		1533 2504	16		1124 2325
2		1192 2500	7		1285 2594	12		1256 2259	17		1192 2500
3		1332 2279	8		1513 2446	13		1169 2249	18		1285 2594
4		1104 2547	9		1184 2467	14		1309 2418	19		1029 2433
5		1550 2607	10		1039 2508	15		1025 2400	20		1074 2300

✂ THREAD VELVET™



1:2

B 036

Width: 195 mm

Height: 350 mm

Stitches: 54 514

Gütermann Sulky

Robison - Anton

1		1080 2588	5		1550 2607	9		1184 2467	13		1169 2249	17		1192 2500
2		1192 2500	6		1045 2310	10		1039 2508	14		1309 2418	18		1285 2594
3		1332 2279	7		1285 2594	11		1533 2504	15		1025 2400	19		1029 2433
4		1104 2547	8		1513 2446	12		1256 2259	16		1124 2325	20		1074 2300

✂ THREAD VELVET™



B 044 | Width: 147 mm

Height: 320 mm

Stitches: 36 922

Gütermann Sulky
Robison - Anton


1  1287
2221

2  1104
2547

3  1276
2572

4  1104
2547

5  1287
2221

6  1047
2238

7  1117
2276

* Add appliqué fabric

8  1117
2276

✂ Trim appliqué fabric

9  1117
2276

10  1034
2611

11  1307
2248

12  1309
2418

13  1313
2398

14  1034
2611

15  1533
2504

16  1307
2248

1:2

*

✂

✂ THREAD VELVET™





1:2

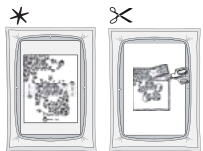
B 045

Width: 323 mm


Height: 335 mm

Stitches: 105 316

Gütermann Sulky
Robison - Anton



1:1	1064 2377	1:9	1313 2398	1:17	1287 2221	2:3	1034 2611	2:11	1104 2547	2:19	1172 2308	
	* Add appliqué fabric	1:10	1239 2394	1:18	1047 2238	2:4	1313 2398	2:12	1287 2221	2:20	1117 2276	
1:2	1117 2276	* Trim appliqué fabric	1:11	621 2581	1:19	1074 2300	2:5	1239 2394	2:13	1047 2238	* Add appliqué fabric	
1:3	1117 2276	1:12	1021 2289	1:20	1291 2536	2:6	621 2581	2:14	1074 2300	2:21	1117 2276	
1:4	1307 2248	1:13	1287 2221	1:21	1283 2386	2:7	1021 2289	* Add appliqué fabric	2:15	1172 2308	* Trim appliqué fabric	
1:5	1119 2591	1:14	1104 2547	1:22	1172 2308	2:8	1276 2572	* Trim appliqué fabric	2:16	1172 2308	2:22	1117 2276
1:6	1034 2611	1:15	1276 2572	2:1	1064 2377	2:9	1104 2547	2:17	1283 2386	2:23	1034 2611	
1:7	1533 2504	1:16	1104 2547	2:2	1119 2591	2:10	1276 2572	2:18	1294 2613	2:24	1309 2418	
1:8	1307 2248							2:25	1533 2504	2:26	1307 2248	



B 047

Width: 42 mm
 Height: 102 mm
 Stitches: 5 667
 Gütermann Sulky
 Robison - Anton

1	1285 2594
2	1029 2433
3	1074 2300



B 048

Width: 38 mm
 Height: 37 mm
 Stitches: 3 358
 Gütermann Sulky
 Robison - Anton

1	1258 2398
2	1258 2398
3	1239 2394
4	621 2581
5	1021 2289

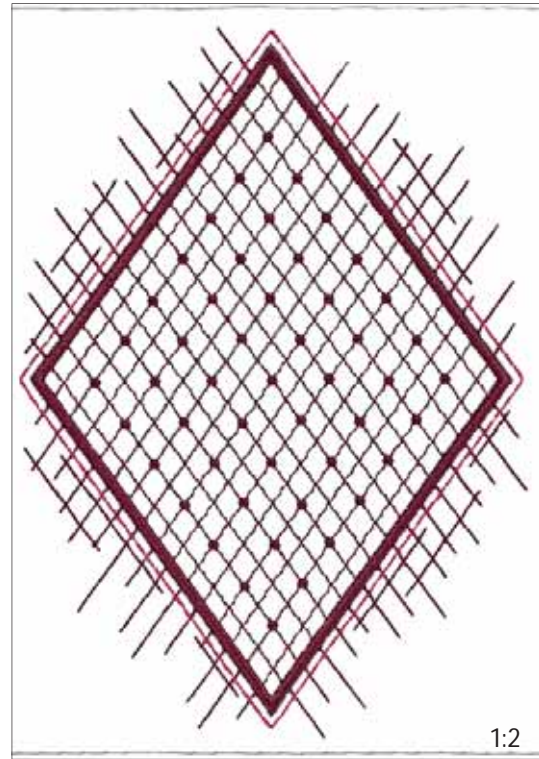


B 058

Width: 141 mm
 Height: 189 mm
 Stitches: 33 067

Gütermann Sulky
 Robison - Anton

1	1220 2217
2	1011 2618



B 060

Width: 146 mm
 Height: 195 mm
 Stitches: 16 185

Gütermann Sulky
 Robison - Anton


1	1035 2376	5	1035 2376
2	1533 2504	6	1035 2376
3	Needle #1	7	1035 2376
4	Needle #2	8	0534 2498

(✂) Cut inside marked area if not using INSPIRA™ Cutwork Needles

(✂) Trim and remove the cut fabric

* Add a heavy weight water soluble stabilizer underneath the hoop

🔧 Clean the Bobbin Area



B 061


Width: 47 mm

Height: 51 mm

Stitches: 4 549

Gütermann Sulky
Robison - Anton

- 1 0534
2498
- 2 1533
2504
- 3 1115
2276
- 4 1115
2276
- 5 7013
1011



B 062

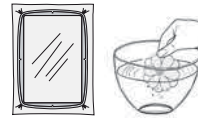
Width: 42 mm

Height: 41 mm

Stitches: 4920

Gütermann Sulky
Robison - Anton

- 1 1035
2376
- 2 1533
2504
- 3 1115
2276
- 4 0534
2498
- 5 7012
1011



B 063


Width: 53 mm

Height: 53 mm

Stitches: 6 779

Gütermann Sulky
Robison - Anton

- 1 1035
2376
- 2 1533
2504
- 3 1115
2276
- 4 0534
2498
- 5 1115
2276
- 6 7013
1011



B 070

Width: 132 mm

Height: 168 mm


Stitches: 781

Gütermann Sulky
Robison - Anton

- ❖ 1 1533
2504



Foot 1



B 071

Width: 143 mm

Height: 124 mm


Stitches: 811

Gütermann Sulky
Robison - Anton

- ❖ 1 1533
2504



Foot 1



B 072

Width: 58 mm

Height: 45 mm

Stitches: 292

Gütermann Sulky
Robison - Anton

- ❖ 1 1533
2504



Foot 1




B 073 | Width: 27 mm
Height: 25 mm
Stitches: 2 171

Gütermann Sulky
Robison - Anton

- 1 1553
2504
- 3 1115
2276

1:2

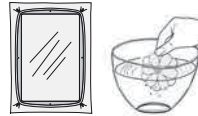


B 074 | Width: 35 mm
Height: 33 mm
Stitches: 3 557

Gütermann Sulky
Robison - Anton

- 1 1553
2504
- 2 0534
2498
- 3 1115
2276

1:2




B 075 | Width: 32 mm
Height: 30 mm
Stitches: 2 665

Gütermann Sulky
Robison - Anton

- 1 1553
2504
- 2 1115
2276
- 3 0534
2498

1:2



B 076 | Width: 107 mm
Height: 91 mm
Stitches: 8 849

Gütermann Sulky
Robison - Anton

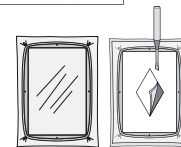
- 1 1533
2504
- 2 1533
2504
- 3 Needle #1
- 4 Needle #2
- 5 1115
2276
- 6 1115
2276
- 7 1115
2276
- 8 1115
2276

(✂) Cut inside marked area if not using INSPIRA™ Cutwork Needles

Trim and remove the cut fabric

* Add a heavy weight water soluble stabilizer underneath the hoop

Clean the Bobbin Area



B 079 | Width: 112 mm
Height: 239 mm
Stitches: 62 596
Gütermann Sulky
Robison - Anton

- 1 1115
2276

1:2





B 080

Width: 178 mm

Height: 322 mm

Stitches: 28 082

Gütermann Sulky
Robison - Anton

1 1817
2230

2 1817
2230

3 8054

4 7001
1002

5 1231
2262

* Add appliqué fabric


6 1231
2262

✂ Trim appliqué fabric

7 8054

8 7001
1002

9 1231
2262



B 081

Width: 88 mm

Height: 97 mm

Stitches: 4 698

Gütermann Sulky
Robison - Anton

1 1231
2262

* Add appliqué fabric

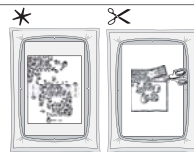
2 1231
2262

✂ Trim appliqué fabric


3 8054

4 7001
1002

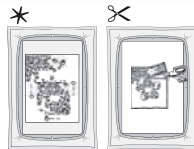
5 1231
2262



1:2



1:2



B 082

Width: 189 mm

Height: 278 mm

Stitches: 17 010
Gütermann Sulky
Robison - Anton

1  1817
2230

2  1817
2230

3  1191
2417

4  7001
1002

5  8054

6  1231
2262

* Add appliqué fabric

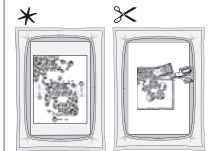
7  1231
2262

✂ Trim appliqué fabric

8  8054



1:2



B 083

Width: 64 mm

Height: 165 mm

Stitches: 8 174
Gütermann Sulky
Robison - Anton

1  1817
2230

2  7001
1002

3  1231
2262

* Add appliqué fabric


4  1231
2262

✂ Trim appliqué fabric

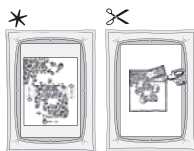
5  7001
1002

6  8054

7  1231
2262



1:2




B 084

Width: 67 mm

Height: 60 mm

Stitches: 3 444

Gütermann Sulky
Robison - Anton

1  1231
2261

* Add appliqué fabric

2  1231
2261

✂ Trim appliqué fabric

3  7001
1002

4  8054

5  1231
2262



B 085

Width: 78 mm

Height: 175 mm

Stitches: 6 135

Gütermann Sulky

Robison - Anton

1 8054

2 1817
2230

3 7001
1002

4 1191
2417

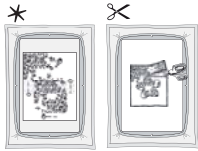
* Add appliqué fabric

5 1191
2417

< Trim appliqué fabric

6 8054

1:2



B 086

Width: 96 mm

Height: 94 mm

Stitches: 5 070

Gütermann Sulky

Robison - Anton

1 1817
2230

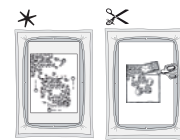
* Add appliqué fabric

2 1231
2262

< Trim appliqué fabric

3 7001
1002

4 8054



1:2



B 093

Width: 195 mm

Height: 255 mm

Stitches: 42 185

Gütermann Sulky

Robison - Anton

1 8040

2 8054

3 8054

4 1231
2262

(<) Cut inside marked area if not using INSPIRA™ Cutwork Needles

5 Needle #1

6 Needle #2

* Add a heavy weight water soluble stabilizer underneath the hoop

7 1191
2417

< Trim and remove the cut fabric

8 1191
2417

9 1231
2262

10 1039
2508


11 1191
2417

12 7014
1009

13 1231
2262

Clean the Bobbin Area

1:2





B 094

Width: 70 mm

Height: 80 mm

Stitches: 3 539

Gütermann Sulky
Robison - Anton

1 1231
2262

* Add appliqué fabric

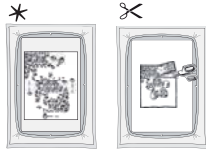
2 1231
2262

✂ Trim appliqué fabric

3 8040

4 8054

5 1231
2262



B 095

Width: 195 mm

Height: 320 mm

Stitches: 69 466

Gütermann Sulky
Robison - Anton

1 1035
2421

2 1231
2417

3 1156
2544

(✂) Cut inside marked area
if not using INSPIRA™
Cutwork Needles

5 Needle #1

6 Needle #2

* Add a heavy weight water
soluble stabilizer
underneath the hoop

6 1321
2483

✂ Trim and remove the
cut fabric

7 1321
2483

8 1117
2375

9 1188
2432

10 1321
2483

11 1177
2546

12 1332
2230

13 1272
2317

14 1104
2250

15 1188
2432

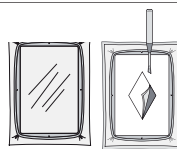
16 1109
2491


17 1117
2375

18 1039
2505

19 1169
2249

Clean the Bobbin Area





B 096

Width: 195 mm

Height: 255 mm

Stitches: 47 606

Gütermann Sulky
Robison - Anton

- 1 1035
2421
- 2 1231
2417
- 3 1156
2544
- 4 1109
2491

(✂) Cut inside marked area if not using INSPIRA™ Cutwork Needles

5 Needle #1

6 Needle #2

* Add a heavy weight water soluble stabilizer underneath the hoop

- 7 1332
2230

(✂) Trim and remove the cut fabric

- 8 1332
2230

- 9 1104
2250

- 10 1117
2375

- 11 1321
2483

- 12 1177
2546

- 13 1272
2317

- 14 1169
2249

- 15 1188
2432

- 16 1039
2505

Clean the Bobbin Area

1:2



B 097

Width: 68 mm

Height: 95 mm

Stitches: 6 973

Gütermann Sulky
Robison - Anton

- 1 1035
2421

- 2 1231
2417

- 3 1156
2544

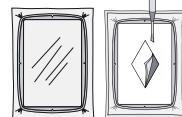
- 4 1117
2375

(✂) Cut inside marked area if not using INSPIRA™ Cutwork Needles

4 Needle #1

5 Needle #2

* Add a heavy weight water soluble stabilizer underneath the hoop



(✂) Trim and remove the cut fabric

- 7 1321
2483

- 8 1321
2483

- 9 1177
2546

- 10 1104
2250

- 11 1272
2317

- 12 1039
2505

Clean the Bobbin Area

1:2



B 099

Width: 74 mm

Height: 145 mm

Stitches: 10 924

Gütermann Sulky
Robison - Anton

- 1 1231
2417

- 2 1035
2421

- 3 1117
2375

(✂) Cut inside marked area if not using INSPIRA™ Cutwork Needles

4 Needle #1

5 Needle #2

* Add a heavy weight water soluble stabilizer underneath the hoop

- 6 1104
2250

(✂) Trim and remove the cut fabric

- 7 1104
2250

- 8 1156
2544

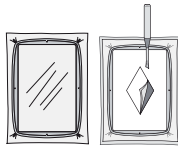
- 9 1039
2505

- 10 1177
2546

- 11 1104
2250

- 12 1272
2317

Clean the Bobbin Area



B 100 | Width: 93 mm
 Height: 190 mm
 Stitches: 11 745
 Gütermann Sulky
 Robison - Anton

1 1035
 2421

2 1231
 2417

3 1156
 2544

(✂) Cut inside marked area
 if not using INSPIRA™
 Cutwork Needles

4 Needle #1

5 Needle #2

* Add a heavy weight water
 soluble stabilizer
 underneath the hoop

6 1104
 2250

Trim and remove the
 cut fabric

7 1104
 2250


8 1117
 2375

9 1177
 2546

10 1272
 2317

11 1039
 2505

Clean the Bobbin Area



B 101 | Width: 66 mm
 Height: 145 mm
 Stitches: 5 972
 Gütermann Sulky
 Robison - Anton

1 1035
 2421

2 1156
 2544

3 1117
 2375

(✂) Cut inside marked area
 if not using INSPIRA™
 Cutwork Needles

4 Needle #1

5 Needle #2

* Add a heavy weight water
 soluble stabilizer
 underneath the hoop

6 1332
 2230

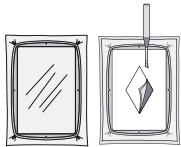
Trim and remove the
 cut fabric

7 1332
 2230

8 1104
 2250

9 1272
 2317

Clean the Bobbin Area



B 102 | Width: 95 mm
 Height: 155 mm
 Stitches: 17 993
 Gütermann Sulky
 Robison - Anton

1 1035
 2421

2 1231
 2417

3 1156
 2544

4 1117
 2375

(✂) Cut inside marked area
 if not using INSPIRA™
 Cutwork Needles

5 Needle #1

6 Needle #2

* Add a heavy weight water
 soluble stabilizer
 underneath the hoop

7 1321
 2483

Trim and remove the
 cut fabric

8 1321
 2483

9 1332
 2230

10 1104
 2250

11 1272
 2317

12 1332
 2230

13 1169
 2249

14 1039
 2505

Clean the Bobbin Area












B 118

Width: 124 mm

Height: 256 mm

Stitches: 16 742

Gütermann Sulky
Robison - Anton

- 1  1032
2292
- 2  1192
2500
- 3  1020
2582
- 4  1020
2582
- 5  1822
2489
- 6  1822
2489
- 7  1015
2593
- 8  1169
2252
- 9  1191
2262

1:2

✂️ THREAD VELVET™



B 122

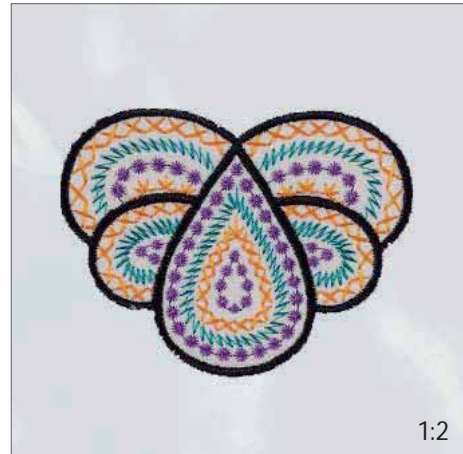

Width: 42 mm

Height: 72 mm

Stitches: 5 451

Gütermann Sulky
Robison - Anton

- 1  1005
2296
- * Add appliqué fabric
- 2  1005
2296
- ✂️ Trim appliqué fabric
- 3  1005
2296









B 123



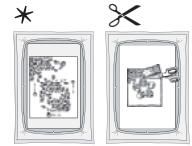
Width: 93 mm

Height: 71 mm

Stitches: 5 639

Gütermann Sulky
Robison - Anton

- 1  1005
2296
- * Add appliqué fabric
- 2  1005
2296
- 3  1813
2380
- 4  1065
2465
- 5  1230
2621
- ✂️ Trim appliqué fabric
- 6  1005
2296







B 125

Width: 107 mm

Height: 100 mm

Stitches: 8 378

Gütermann Sulky
Robison - Anton

- 1  1005
2296
- * Add appliqué fabric underneath the hoop.
- 2  1005
2296
- ✂️ Carefully cut away the top fabric and stabilizer, leave the appliqué fabric underneath.
- 3  1041
2585
- ✂️
- 4  1005
2296

* Reversed appliqué







B 126

Width: 83 mm

Height: 105 mm

Stitches: 8 654

Gütermann Sulky
Robison - Anton

- 1  1005
2296
- * Add appliqué fabric underneath the hoop.
- 2  1005
2296
- ✂️ Carefully cut away the top fabric and stabilizer, leave the appliqué fabric underneath.
- 3  1041
2585
- ✂️
- 4  1005
2296

* Reversed appliqué





B 131

Width: 101 mm

Height: 83 mm

Stitches: 5 447

Gütermann Sulky
Robison - Anton

1 1822
2489


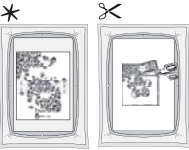
* Add appliqué fabric

2 1822
2489

3 1231
2261

✂ Trim appliqué fabric

4 1822
2489



B 132

Width: 83 mm

Height: 75 mm

Stitches: 5 289

Gütermann Sulky
Robison - Anton

1 1822
2489

* Add appliqué fabric

2 1822
2489

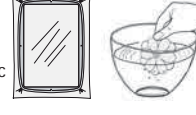
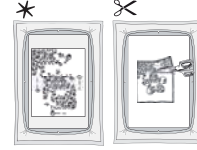
3 1231
2261

4 1813
2426

5 1065
2465

✂ Trim appliqué fabric

6 1822
2489



B 133

Width: 43 mm

Height: 70 mm

Stitches: 2 212

Gütermann Sulky
Robison - Anton

1 1230
2615


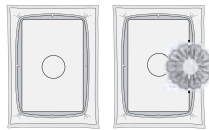
Δ Add pop up design nr B 131
& B 132

2 1230
2615

3 1288
2204

4 1230
2615

✂ THREAD VELVET™



B 136

Width: 110 mm

Height: 108 mm

Stitches: 6 562

Gütermann Sulky
Robison - Anton

1 1121
2599

* Add appliqué fabric

2 1121
2599

3 1065
2465

4 1231
2261

5 1121
2599

✂ Trim appliqué fabric

6 1121
2599





1:2

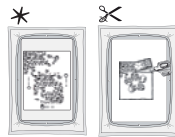
B 146 | Width: 182 mm

Height: 256 mm

Stitches: 28 978

Gütermann Sulky
Robison - Anton

- | | | | | | |
|------------------------|--|--------------|------------------------|--------------|--------------|
| 1 | | 1082
2232 | 11 | | 1291
2536 |
| 2 | | 1056
2569 | 12 | | 1283
2386 |
| 3 | | 1034
2611 | 13 | | 1239
2394 |
| 4 | | 1035
2622 | 14 | | 1158
2569 |
| 5 | | 1071
2574 | * Add appliqué fabric | | |
| 6 | | 1239
2401 | 15 | | 1034
2611 |
| 7 | | 567
2401 | ✂ Trim appliqué fabric | | |
| * Add appliqué fabric | | 16 | | 1034
2611 | |
| 8 | | 567
2401 | 17 | | 1035
2622 |
| ✂ Trim appliqué fabric | | 18 | | 1034
2611 | |
| 9 | | 567
2401 | 19 | | 567
2401 |
| 10 | | 1074
2300 | 20 | | 1170
2402 |



1:2

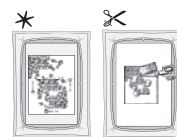
B 148 | Width: 195 mm

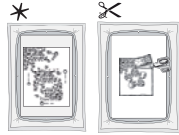
Height: 223 mm

Stitches: 10 568

Gütermann Sulky
Robison - Anton

- | | | |
|------------------------|--|--------------|
| 1 | | 1082
2232 |
| 2 | | 1034
2611 |
| * Add appliqué fabric | | |
| 3 | | 1034
2611 |
| ✂ Trim appliqué fabric | | |
| 4 | | 1034
2611 |
| 5 | | 1035
2622 |
| 6 | | 1034
2611 |
| 7 | | 1239
2401 |
| 8 | | 567
2401 |
| 9 | | 1170
2402 |
| 10 | | 1056
2569 |





B 150

Width: 100 mm

Height: 117 mm

Stitches: 12 292

Gütermann Sulky

Robison - Anton

1 1071
2574

* Add appliqué fabric
2 1071
2574

✂ Trim appliqué fabric

3 1071
2574

4 1017
2413

5 502
2398

6 1034
2611

7 1035
2622

8 1239
2394

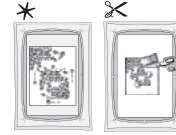
9 1291
2536

10 1283
2386

11 1276
2572

12 630
2551

13 1057
2251



B 152

Width: 74 mm

Height: 78 mm

Stitches: 4 511

Gütermann Sulky
Robison - Anton

1 1034
2611

* Add appliqué fabric

2 1034
2611

✂ Trim appliqué fabric



3 1034
2611

4 1035
2622

5 1034
2611

6 567
2401

7 1170
2402



B 153

Width: 109 mm

Height: 174 mm

Stitches: 45 697

Gütermann Sulky

Robison - Anton

1 7011
1004

2 1560
2204

3 1005
2296

4 1189
2587

5 7011
1004

6 1005
2296

7 1560
2204

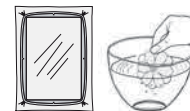
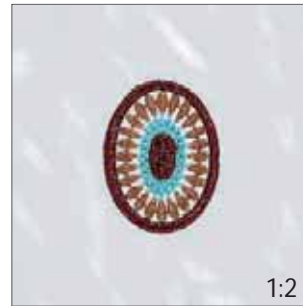
8 1239
2394

9 7011
1004

10 1560
2204

11 1276
2572

12 7055
1008



B 154

Width: 31 mm

Height: 41 mm

Stitches: 3 780

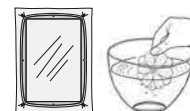
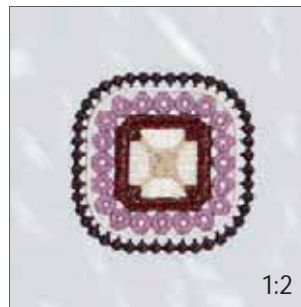
Gütermann Sulky

Robison - Anton

1 1560
2204

2 7011
1004

3 7055
1008



B 155

Width: 49 mm

Height: 49 mm

Stitches: 7 364

Gütermann Sulky

Robison - Anton

1 7012
1011

2 1059
2576

3 1071
2342

4 1071
2342

5 1149
2568

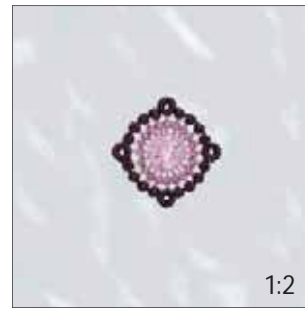

6 7055
1008

7 7055
1008




B 156 | Width: 50 mm
 Height: 168 mm
 Stitches: 20 324
 Gütermann Sulky
 Robison - Anton

1		7012 1011
2		7055 1008
3		1121 2379
4		1071 2342
5		1071 2342
6		1149 2568
7		1059 2576
8		7012 1011
9		1071 2342
10		7055 1008




B 157 | Width: 29 mm
 Height: 29 mm
 Stitches: 1 943
 Gütermann Sulky
 Robison - Anton

1		7012 1011
2		1059 2576
3		1121 2379



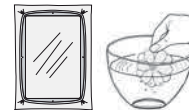
B 158 | Width: 43 mm
 Height: 66 mm
 Stitches: 8 535
 Gütermann Sulky
 Robison - Anton

1		1189 2587
2		7011 1004
3		1005 2296
4		1560 2204
5		7055 1008
6		7011 1004
7		7011 1004
8		7011 1004



B 159 | Width: 29 mm
 Height: 56 mm
 Stitches: 3 860
 Gütermann Sulky
 Robison - Anton

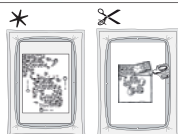
1		1005 2296
2		7055 1008
3		7011 1004
4		7011 1004
5		7055 1008
6		7011 1004



B 160 | Width: 55 mm
 Height: 63 mm
 Stitches: 611
 Gütermann Sulky
 Robison - Anton

1		1005 2296
---	--	--------------

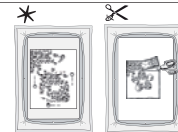
* Add appliqué fabric
 2 1005
 2296
 ✂ Trim appliqué fabric
 3 1005
 2296

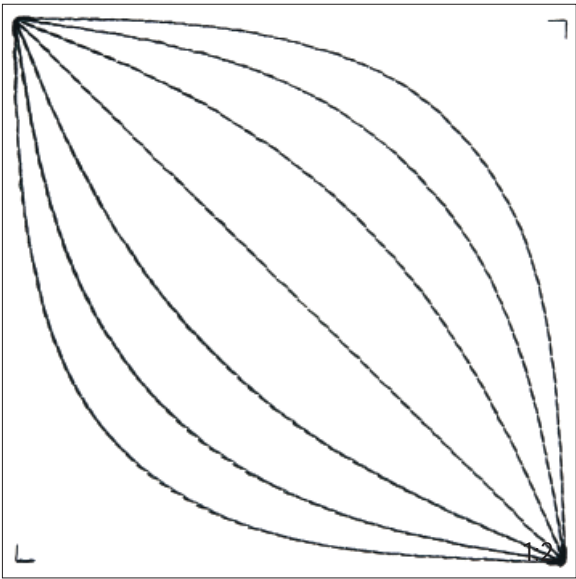


B 161 | Width: 98 mm
 Height: 89 mm
 Stitches: 1 394
 Gütermann Sulky
 Robison - Anton

1		1005 2296
---	--	--------------

* Add appliqué fabric
 2 1005
 2296
 ✂ Trim appliqué fabric
 3 1005
 2296
 4 1005
 2296





B 162

Width: 146 mm

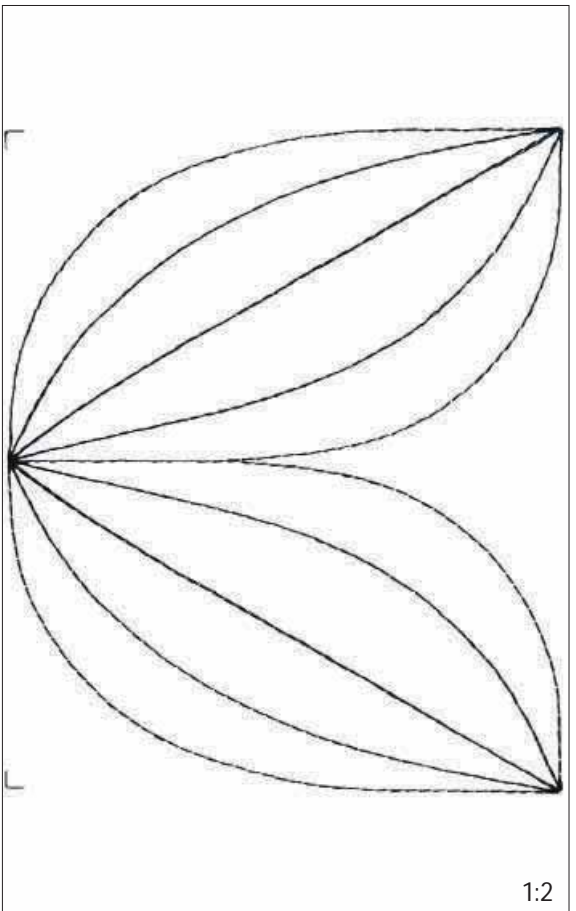
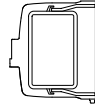
Height: 144 mm

Stitches: 1 338

Gütermann Sulky

Robison - Anton

1 ████ 1005
2296



B 163

Width: 146 mm

Height: 176 mm

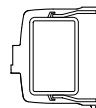
Stitches: 1 628

Gütermann Sulky

Robison - Anton

1 ████ 1005
2296

1:2



1:2

B 164

Width: 146 mm

∞ THREAD VELVET™

Height: 348 mm

Stitches: 44 812

Gütermann Sulky

Robison - Anton

1 ████ 1170
2402

2 ████ 1180
2572

3 ████ 1228
2477

4 ████ 1228
2477

5 ████ 1227
2562

6 ████ 1227
2562



1:2

C 001

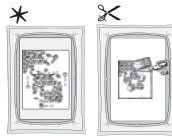
Width: 166 mm

Height: 170 mm

Stitches: 24 294

Gütermann Sulky
Robison - Anton

1	1246 2329	7	1195 2381	13	1039 2267
2	1278 2240	8	1195 2381	14	1039 2267
3	1112 2431	* Add appliqué fabric		15	1268 2574
4	1510 2322	9	1005 2296	16	1039 2267
5	1533 2432	* Trim appliqué fabric		17	1122 2425
6	1189 2600	10	1503 2514	* Add appliqué fabric	
* Add appliqué fabric		11	1297 2508	18	1122 2425
		12	1005 2296	* Trim appliqué fabric	
		* Add appliqué fabric			



1:2

C 002

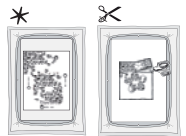
Width: 177 mm

Height: 199 mm

Stitches: 24 206

Gütermann Sulky
Robison - Anton

1	1232 2315	6	1005 2296	11	1184 2277
2	1001 2297	7	1162 2444	12	1001 2297
* Add appliqué fabric		* Add appliqué fabric		13	1232 2315
3	1278 2240	8	1246 2309	14	1001 2297
* Trim appliqué fabric		* Trim appliqué fabric			
4	1278 2240	9	1290 2730		
* Add appliqué fabric		10	1246 2309		
5	1005 2296				
* Trim appliqué fabric					



1:2

C 003

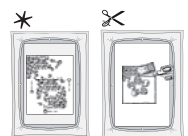
Width: 178 mm

Height: 144 mm

Stitches: 26 068

Gütermann Sulky
Robison - Anton

1	1246 2329	7	1035 2249	13	1290 2730
2	1065 2213	* Add appliqué fabric		14	1071 2342
3	1035 2376	8	1001 2297	15	1234 2487
* Add appliqué fabric		* Trim appliqué fabric			
4	1168 2218	9	1001 2297		
* Trim appliqué fabric		10	1147 2378		
5	1168 2218	11	1035 2249		
* Add appliqué fabric		12	1184 2277		
6	1035 2249				
* Trim appliqué fabric					





1:2

C 004

Width: 164 mm

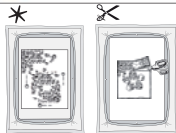
Height: 170 mm

Stitches: 26 438

Gütermann Sulky

Robison - Anton

- | | | | | | |
|------------------------|--------------|------------------------|--------------|----|--------------|
| 1 | 1536
2535 | 6 | 0534
2270 | 11 | 1001
2297 |
| 2 | 1533
2432 | 7 | 0534
2270 | 12 | 1005
2296 |
| 3 | 1536
2535 | 8 | 1263
2622 | 13 | 1162
2444 |
| *Add appliqué fabric | | 9 | 1001
2297 | 14 | 1231
2261 |
| 4 | 1162
2444 | *Add appliqué fabric | | | |
| ⊗ Trim appliqué fabric | | 10 | 1001
2297 | | |
| 5 | 1162
2444 | ⊗ Trim appliqué fabric | | | |
| *Add appliqué fabric | | | | | |



1:2

C 005

Width: 97 mm

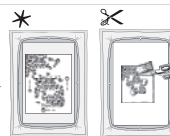
Height: 110 mm

Stitches: 9 959

Gütermann Sulky

Robison - Anton

- | | | | |
|------------------------|--------------|----|--------------|
| 1 | 1019
2256 | 6 | 1247
2372 |
| 2 | 1158
2402 | 7 | 1234
2487 |
| *Add appliqué fabric | | 8 | 1268
2574 |
| 3 | 1247
2372 | 9 | 1021
2289 |
| ⊗ Trim appliqué fabric | | 10 | 1037
2506 |
| 4 | 1247
2372 | | |
| *Add appliqué fabric | | | |
| 5 | 1247
2372 | | |
| ⊗ Trim appliqué fabric | | | |



1:2

C 006

Width: 85 mm

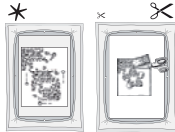
Height: 80 mm

Stitches: 11 767

Gütermann Sulky

Robison - Anton

- | | |
|------------------------|--------------|
| 1 | 1147
2378 |
| *Add appliqué fabric | |
| 2 | 1147
2378 |
| ⊗ Trim appliqué fabric | |
| 3 | 1147
2378 |
| *Add appliqué fabric | |
| 4 | 1290
2730 |
| 5 | 1278
2240 |
| 6 | 1005
2296 |





1:2

C 008

Width: 90 mm

Height: 95 mm

Stitches: 6 312

Gütermann Sulky
Robison - Anton

1 1123
2242

* Add appliqué fabric

2 1123
2242

✂ Trim appliqué fabric

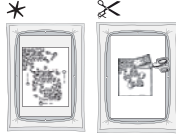
3 1123
2242

4 1065
2213

5 1065
2233

6 1001
2297

7 1005
2296



1:2

C 009

Width: 181 mm

Height: 222 mm

Stitches: 24 502

Gütermann Sulky
Robison - Anton

1 1131
2564

* Add appliqué fabric

2 1131
2564

✂ Trim appliqué fabric

3 1131
2564

* Add appliqué fabric

4 1005
2296

✂ Trim appliqué fabric

5 1005
2296

* Add appliqué fabric

6 1005
2296

✂ Trim appliqué fabric

7 1005
2296

✂ Trim appliqué fabric

8 1065
2213

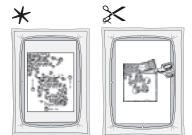
9 1131
2564

* Add appliqué fabric

10 1267
2567

✂ Trim appliqué fabric

11 1267
2567



1:2

C 010

Width: 130 mm

Height: 211 mm

Stitches: 20 391

Gütermann Sulky
Robison - Anton

1 1236
2485

* Add appliqué fabric

2 1236
2485

✂ Trim appliqué fabric

3 1236
2485

* Add appliqué fabric

4 1247
2372

✂ Trim appliqué fabric

5 1247
2372

6 1332
2456

7 1313
2401

8 1234
2541

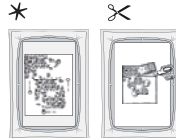
9 1267
2567

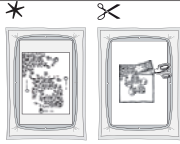
10 1059
2576

11 1135
2264

12 1131
2564

13 1001
2297

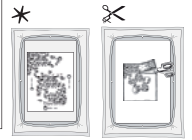




C 012 | Width: 95 mm
 Height: 88 mm
 Stitches: 9 371

Gütermann Sulky
 Robison - Anton

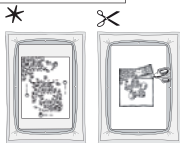
- | | | | | | |
|---|--------------|----|--------------|----|--------------|
| 1 | 1005
2296 | 8 | 1268
2574 | 15 | 1065
2247 |
| 2 | 1177
2457 | 9 | 1177
2484 | 16 | 1186
2251 |
| 3 | 1067
2325 | 10 | 1319
2263 | | |
| 4 | 1137
2464 | 11 | 1032
2288 | | |
| 5 | 1051
2453 | 12 | 1005
2296 | | |
| 6 | 1055
2400 | 13 | 1065
2409 | | |
| 7 | 1253
2529 | 14 | 1065
2247 | | |
- * Add appliqué fabric
 ✂ Trim appliqué fabric



C 015 | Width: 87 mm
 Height: 72 mm
 Stitches: 7 443

Gütermann Sulky
 Robison - Anton

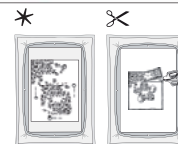
- | | |
|---|--------------|
| 1 | 0567
2231 |
| 2 | 0567
2231 |
| 3 | 1265
2569 |
| 4 | 0567
2231 |
| 5 | 1186
2251 |
| 6 | 1005
2296 |
| 7 | 0619
2232 |
- * Add appliqué fabric
 ✂ Trim appliqué fabric



C 016 | Width: 94 mm
 Height: 62 mm
 Stitches: 10 312

Gütermann Sulky
 Robison - Anton

- | | | | |
|---|--------------|---|--------------|
| 1 | 0567
2231 | 5 | 1265
2569 |
| 2 | 0567
2231 | 6 | 1265
2569 |
| 3 | 1005
2296 | 7 | 1186
2251 |
| 4 | 1268
2574 | 8 | 0567
2231 |
- * Add appliqué fabric
 ✂ Trim appliqué fabric



C 025 | Width: 146 mm
 Height: 148 mm
 Stitches: 9 000

Gütermann Sulky
 Robison - Anton

- | | | | |
|---|--------------|---|--------------|
| 1 | 1295
2484 | 5 | 1123
2466 |
| 2 | 1158
2402 | 6 | 1295
2484 |
| 3 | 1177
2457 | 7 | 1005
2296 |
| 4 | 1177
2457 | 8 | 1319
2263 |
- * Add appliqué fabric
 ✂ Trim appliqué fabric



















C 028

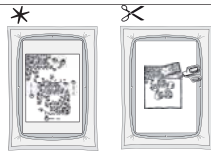
Width: 187 mm

Height: 249 mm

Stitches: 29 044

Gütermann Sulky
Robison - Anton

- | | | | | | |
|------------------------|---|--------------|----|---|--------------|
| 1 |  | 1165
2283 | 10 |  | 1001
2343 |
| * Add appliqué fabric | | | | | |
| 2 |  | 1165
2283 | 11 |  | 1023
2560 |
| ✂ Trim appliqué fabric | | | | | |
| 3 |  | 1165
2283 | 12 |  | 1025
2400 |
| 4 |  | 1001
2343 | 13 |  | 1321
2241 |
| * Add appliqué fabric | | | | | |
| 5 |  | 1001
2343 | 14 |  | 1216
2205 |
| ✂ Trim appliqué fabric | | | | | |
| 6 |  | 1001
2343 | 15 |  | 1056
2569 |
| * Add appliqué fabric | | | | | |
| 7 |  | 1001
2343 | 16 |  | 1129
2372 |
| ✂ Trim appliqué fabric | | | | | |
| 8 |  | 1001
2343 | 17 |  | 1001
2343 |
| * Add appliqué fabric | | | | | |
| 9 |  | 1001
2343 | 18 |  | 1218
2485 |
| ✂ Trim appliqué fabric | | | | | |



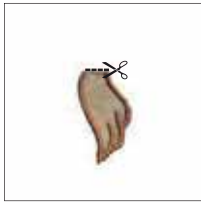


C 041

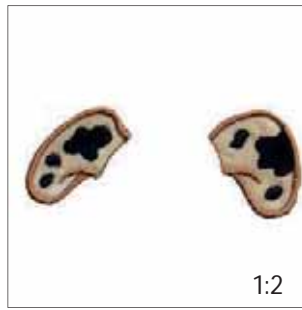
Width: 17 mm
Height: 29 mm
Stitches: 524

Gütermann Sulky
Robison - Anton

- 1 1056
2227
- * Add appliqué fabric
- 2 1056
2227
- ✂ Trim appliqué fabric
- 3 1056
2227



1:2

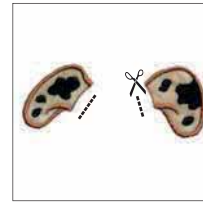


C 042

Width: 75 mm
Height: 32 mm
Stitches: 1 802

Gütermann Sulky
Robison - Anton

- 1 1056
2227
- 2 1056
2227
- * Add appliqué fabric
- 3 1005
2215
- ✂ Trim appliqué fabric
- 4 1056
2227



1:2

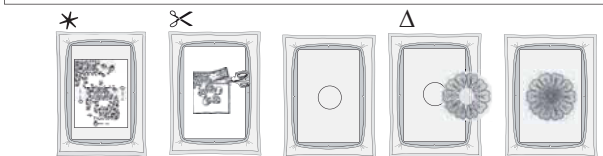


C 043

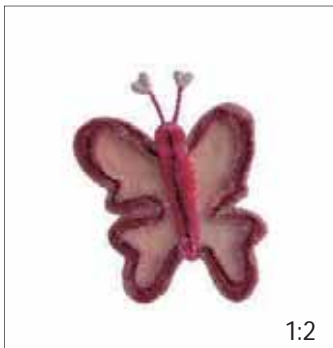
Width: 132 mm
Height: 97 mm
Stitches: 8 722

Gütermann Sulky
Robison - Anton

- 1 1056
2227
- △ Add pop up design nr C 041
- 2 1056
2227
- * Add appliqué fabric
- 3 1056
2227
- ✂ Trim appliqué fabric
- 4 1056
2227
- △ Add pop up design nr C 042
- 5 1056
2227
- △ Add pop up design nr C 042
- 6 1056
2227
- 7 1028
2527
- * Add appliqué fabric
- 8 1028
2527
- ✂ Trim appliqué fabric
- 9 1028
2527
- 10 1056
2227
- * Add appliqué fabric
- 11 1056
2227
- ✂ Trim appliqué fabric
- 12 1002
2343
- 13 1126
2289
- 14 1037
2467
- 15 1117
2374
- 16 1005
2215
- 17 1056
2227



1:2

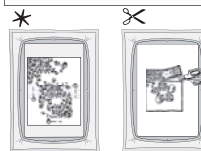


C 044

Width: 50 mm
Height: 61 mm
Stitches: 7 633

Gütermann Sulky
Robison - Anton

- 1 1119
2591
- * Add appliqué fabric
- 2 1119
2591
- ✂ Trim appliqué fabric
- 3 1119
2591
- 4 1085
2379
- 5 1191
2590
- 6 1231
2260



Thread Velvet™

1:2



1:2

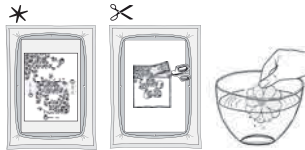
C 045

Width: 69 mm

Height: 98 mm

Stitches: 6 275

Gütermann Sulky
Robison - Anton



- | | | | |
|------------------------|------|---|------|
| 1 | 1034 | 6 | 1248 |
| | 2611 | | 2239 |
| 2 | 1034 | 7 | 1042 |
| | 2611 | | 2210 |
| * Add appliqué fabric | | | |
| 3 | 1034 | 8 | 1104 |
| | 2611 | | 2547 |
| ✂ Trim appliqué fabric | | | |
| 4 | 1127 | 9 | 1176 |
| | 2476 | | 2595 |
| 5 | 1128 | | |
| | 2273 | | |



1:2

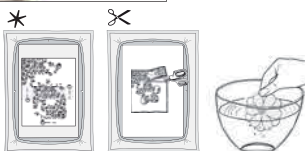
C 046

Width: 64 mm

Height: 117 mm

Stitches: 6 168

Gütermann Sulky
Robison - Anton



- | | | | |
|------------------------|------|----|------|
| 1 | 1177 | 7 | 1128 |
| | 2457 | | 2273 |
| * Add appliqué fabric | | | |
| 2 | 1177 | 8 | 1129 |
| | 2457 | | 2372 |
| ✂ Trim appliqué fabric | | | |
| 3 | 1177 | 9 | 1034 |
| | 2457 | | 2611 |
| * Add appliqué fabric | | | |
| 4 | 1051 | 10 | 1034 |
| | 2453 | | 2611 |
| ✂ Trim appliqué fabric | | | |
| 5 | 1248 | 11 | 1034 |
| | 2239 | | 2611 |
| 6 | 1127 | | |
| | 2476 | | |



1:2

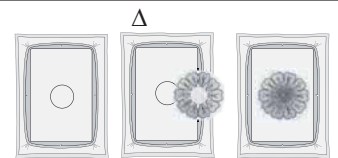
C 047

Width: 183 mm

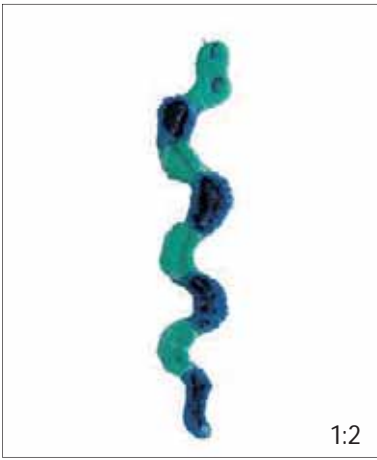
Height: 347 mm

Stitches: 36 037

Gütermann Sulky
Robison - Anton



- | | | | | | |
|------------------------------|------|----|------|----|------|
| 6 | 1104 | 13 | 1056 | 20 | 1117 |
| | 2547 | | 2231 | | 2276 |
| 7 | 1176 | 14 | 1129 | 21 | 1147 |
| | 2595 | | 2569 | | 2263 |
| 1 | 1056 | 8 | 1248 | 15 | 1170 |
| | 2231 | | 2239 | | 2402 |
| 2 | 1070 | 9 | 1042 | 16 | 1104 |
| | 2557 | | 2210 | | 2547 |
| 3 | 1129 | 10 | 1127 | 17 | 1176 |
| | 2372 | | 2476 | | 2595 |
| 4 | 1117 | 11 | 1082 | 18 | 1135 |
| | 2276 | | 2232 | | 2234 |
| 5 | 1147 | 12 | 1128 | 19 | 1023 |
| | 2263 | | 2273 | | 2561 |
| Δ Add pop up design nr C 045 | | | | | |
| Δ Add pop up design nr C 046 | | | | | |
| 22 | 1177 | 24 | 0502 | 25 | 1028 |
| | 2457 | | 2398 | | 2206 |
| 23 | 1176 | 26 | 1028 | | 1028 |
| | 2595 | | 2206 | | 2206 |



1:2

✂️ THREAD VELVET™

C 048

Width: 21 mm

Height: 104 mm

Stitches: 4 577

Gütermann Sulky
Robison - Anton

1 2516
1046

2 2517
1045

3 2220
1535

4 2434
1196

5 2210
1042



1:2

C 049

Width: 67 mm

Height: 64 mm

Stitches: 855

Gütermann Sulky
Robison - Anton

1 1234
2296


* Add appliqué fabric

2 1234
2296

✂️ Trim appliqué fabric

3 1234
2296

*



1:2

C 050

Width: 68 mm

Height: 100 mm

Stitches: 6 213

Gütermann Sulky
Robison - Anton

1 1011
2618

2 1076
2528

3 1025
2400

4 1082
2232

5 1159
2400

6 1127
2476

7 1167
2234

8 1234
2296


9 1234
2296

△ Add pop up design nr C 049

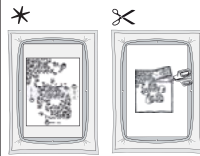
10 1234
2296

11 1011
2618

12 1025
2400



1:2



C 051

Width: 68 mm

Height: 75 mm

Stitches: 2 829

Gütermann Sulky
Robison - Anton


1 1231
2416

* Add appliqué fabric

2 1231
2416

✂️ Trim appliqué fabric

3 1231
2416



1:2

C 052

Width: 106 mm

Height: 77 mm

Stitches: 4 859

Gütermann Sulky
Robison - Anton

1 1011
2404

* Add appliqué fabric

2 1011
2404

✂️ Trim appliqué fabric

3 1011
2404

4 1115
2223

5 1268
2574

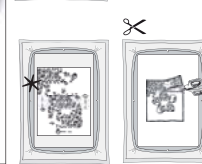
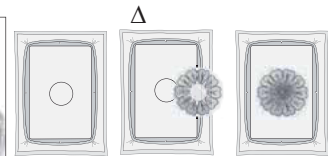
6 1165
2269

7 1234
2296

8 1231
2416

△ Add pop up design nr C 051

9 1231
2416





1:2

D 001

Width: 246 mm

Height: 353 mm

Stitches: 13 180

Gütermann Sulky
Robison - Anton

1  1189
2587

* Add appliqué fabric
2  1189
2587

✂ Trim appliqué fabric

3  1189
2587

* Add appliqué fabric
4  1189
2587


✂ Trim appliqué fabric

5  1189
2587

* Add appliqué fabric
6  1189
2587

✂ Trim appliqué fabric

7  1189
2587

* Add appliqué fabric
8  1189
2587

✂ Trim appliqué fabric


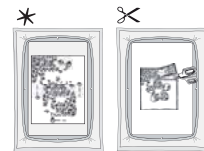
9  1071
2342

10  1177
2587

* Add appliqué fabric
11  1189
2587

✂ Trim appliqué fabric

12  1071
2342



1:2

D 002

Width: 142 mm

Height: 142 mm

Stitches: 4 290

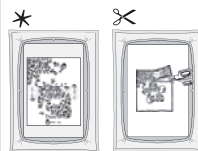
Gütermann Sulky
Robison - Anton

1  1189
2587

* Add appliqué fabric
2  1189
2587

✂ Trim appliqué fabric

3  1071
2342





D 003

Width: 77 mm

Height: 87 mm

Stitches: 889

Gütermann Sulky
Robison - Anton

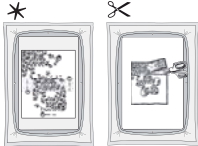
* Add appliqué fabric

1 1189
2587

✂ Trim appliqué fabric

2 1189
2587

3 1071
2342



1:2



D 004

Width: 154 mm

Height: 153 mm

Stitches: 3 263

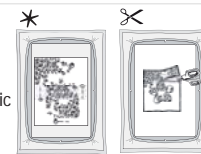
Gütermann Sulky
Robison - Anton

1 1189
2587

* Add appliqué fabric

2 1189
2587

✂ Trim appliqué fabric



1:2



D 005

Width: 75 mm

Height: 72 mm

Stitches: 1 510

Gütermann Sulky
Robison - Anton


1 1189
2587

* Add appliqué fabric

2 1189
2587

✂ Trim appliqué fabric

1:2



D 013

Width: 77 mm

Height: 41 mm

Stitches: 4 395

Gütermann Sulky
Robison - Anton

1 1121
2599

2 1231
2261

3 1224
2237

1:2

✂ THREAD VELVET™



D 014

Width: 48 mm

Height: 77 mm

Stitches: 5 654

Gütermann Sulky
Robison - Anton

1 1104
2547

2 1134
2433

3 1222
2239

1:2

✂ THREAD VELVET™



D 015

Width: 24 mm

Height: 24 mm

Stitches: 1 789

Gütermann Sulky
Robison - Anton

1 1224
2237

2 1120
2582

1:2

✂ THREAD VELVET™



D 028

Width: 55 mm

Height: 70 mm

Stitches: 3 988

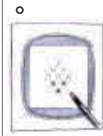
Gütermann Sulky
Robison - Anton

1 0619
2232

* Add a heavy weight water soluble stabilizer underneath the hoop

2 0619
2232

1:2





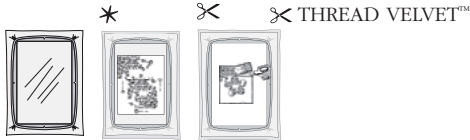
D 029

Width: 146 mm

Height: 146 mm

Stitches: 15 415
Gütermann Sulky
Robison - Anton

- 1 0569 1517
2208 2449
- * Add appliqué fabric
- 2 0569 1517
2208 2449
- * Add appliqué fabric
- 3 0569 1046
2208 2515
- * Add appliqué fabric
- 4 0569 1079
2208 2597
- * Add appliqué fabric
- 5 1177 1079
2321 2597
- * Add appliqué fabric
- 6 1051 1277
2226 2214
- 7 1275
2555
- 8 1517
2449
- 9 1517
2449
- 10 1046
2515
- 11 1079
2597
- 12 1079
2597
- 13 1277
2214



D 030

Width: 95 mm

Height: 166 mm

Stitches: 14 525
Gütermann Sulky
Robison - Anton

- 1 0569 1517
2208 2449
- 2 1177 1079
2321 2597
- 3 1051 1277
2226 2214
- 4 1275 1046
2555 2515
- 5 1517 1079
2449 2597
- * Add appliqué fabric
- 6 1517 1079
2449 2597
- * Add appliqué fabric
- 7 1046 1277
2515 2214
- 8 1079 1079
2597 2597
- * Add appliqué fabric
- 9 1079 1277
2597 2214
- * Add appliqué fabric
- 10 1277 2214



D 031

Width: 145 mm

Height: 228 mm

Stitches: 23 579
Gütermann Sulky
Robison - Anton

- 1 0569 1517
2208 2449
- 2 1177 1517
2321 2449
- 3 1051 1046
2226 2515
- 4 1275 1079
2555 2597
- 5 1517 1079
2449 2597
- 6 1517 1079
2449 2597
- 7 1046 1277
2515 2214
- 8 1079 2597
- 9 1079 2597
- 10 1277 2214



D 032

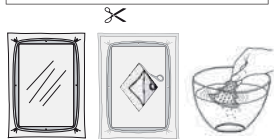
Width: 45 mm


Height: 42 mm

Stitches: 2 873
Gütermann Sulky
Robison - Anton

- 1 1127 2582


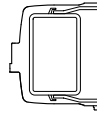
- * Add a heavy weight water soluble stabilizer underneath the hoop
- ✂️ Carefully cut away the fabric, leave the stabilizer.
- 2 1127 2582







D 034 | Width: 91 mm
 Height: 145 mm
 Stitches: 8 271

- Gütermann Sulky
 1 1234 Cotton 30 wt
 2 1235 Cotton 30 wt
 3 1032 Cotton 30 wt
 4 1031 Cotton 30 wt



D 036 | Width: 50 mm
 Height: 159 mm
 Stitches: 4 256


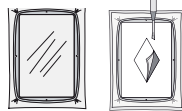
- Gütermann Sulky
 Robison - Anton
 1 1076 2528



D 049 | Width: 138 mm
 Height: 197 mm

Stitches: 31 304
 Gütermann Sulky
 Robison - Anton

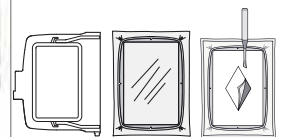
- 1 1169 2225
 2 1169 2225
 3 Needle #1
 4 Needle #2
 5 1169 2225
 6 1169 2225
 * Add a heavy weight water soluble stabilizer underneath the hoop
 Cut inside marked area if not using INSPIRA™ Cutwork Needles
 Trim and remove the cut fabric
 Clean the Bobbin Area

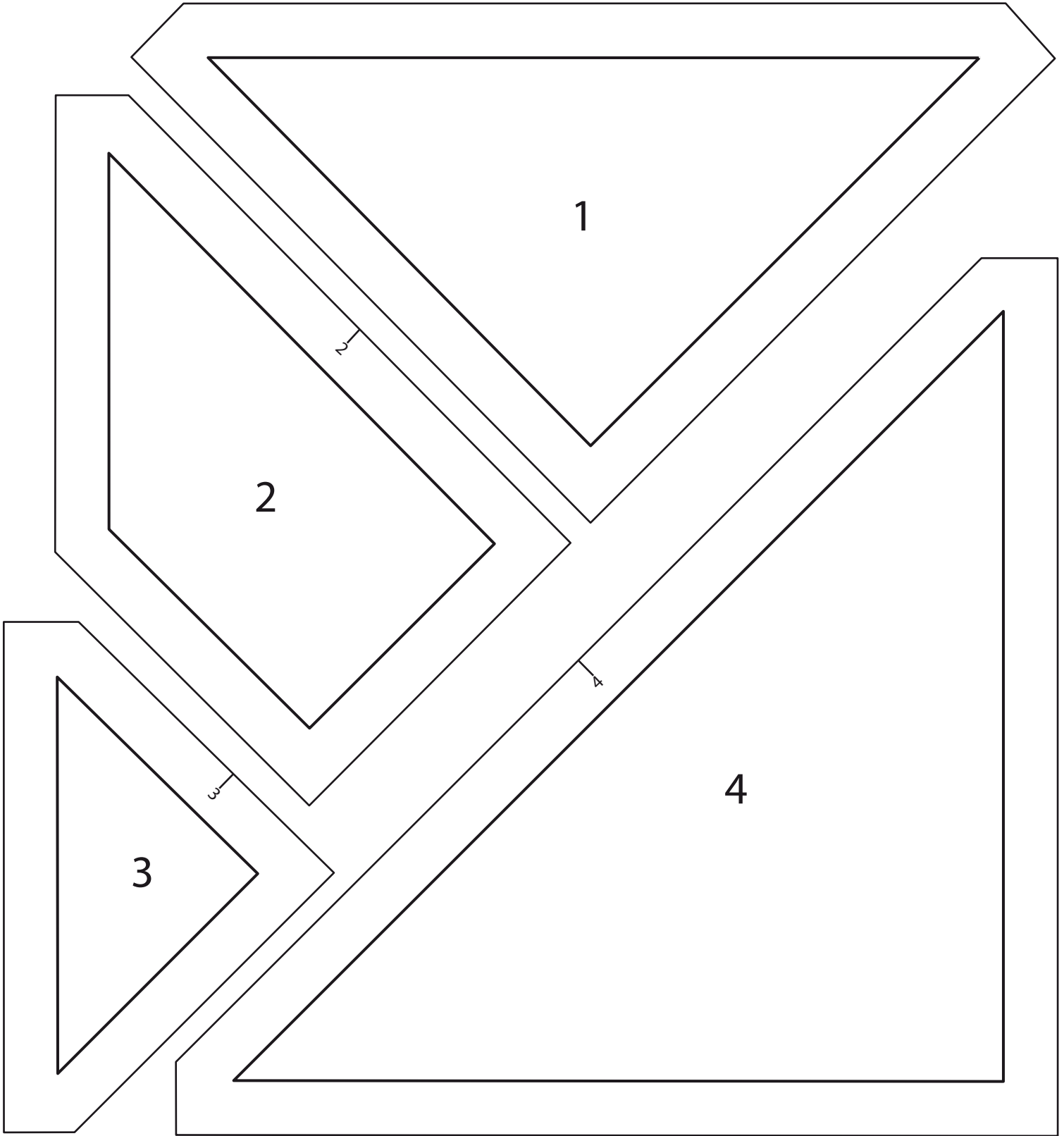


D 050 | Width: 95 mm
 Height: 160 mm
 Stitches: 15 291

- Gütermann Sulky
 Robison - Anton
 1 1169 2225

- * Add a heavy weight water soluble stabilizer underneath the hoop
 2 Needle #1
 3 Needle #2
 4 1169 2225
 5 1169 2225
 Cut inside marked area if not using INSPIRA™ Cutwork Needles
 Trim and remove the cut fabric
 Clean the Bobbin Area





DESIGN E 017

6

9

3

ε

7

7

2

2

1

9

6

5

5

4

4

8

8



E 016 | Width: 145 mm

Height: 145 mm

Stitches: 1 784

Gütermann Sulky
Robison - Anton

- 1 1308
2497
- * Add piece #1
- 2 1308
2497
- * Add piece #2
- 3 1308
2497
Fold and fingerpress the fabric
over the stitching
- 4 1308
2497
- * Add piece #3
- 5 1308
2497
Fold and fingerpress the fabric
over the stitching
- 6 1308
2497
- * Add piece #4
- 7 1308
2497
Fold and fingerpress the fabric
over the stitching
- 8 1308
2497
- 9 1308
2497




E 017 | Width: 145 mm

Height: 145 mm

Stitches: 3 266

Gütermann Sulky
Robison - Anton

- 1 1308
2497
- * Add piece #1
- 2 1115
2223
- * Add piece #2
- 3 1115
2223
Fold and fingerpress the fabric
over the stitching
- 4 1115
2223
- * Add piece #3
- 5 1115
2223
Fold and fingerpress the fabric
over the stitching
- 6 1115
2223
- * Add piece #4
- 7 1308
2497
Fold and fingerpress the fabric
over the stitching
- 8 1308
2497
- * Add piece #5
- 9 1308
2497
Fold and fingerpress the fabric
over the stitching
- 10 1308
2497
- * Add piece #6
- 11 1115
2223
Fold and fingerpress the fabric
over the stitching
- 12 1115
2223
- * Add piece #7
- 13 1115
2223
Fold and fingerpress the fabric
over the stitching
- 14 1115
2223
- * Add piece #8
- 15 1308
2497
Fold and fingerpress the fabric
over the stitching
- 16 1308
2497
- * Add piece #9
- 17 1308
2497
Fold and fingerpress the fabric
over the stitching
- 18 1308
2497
Add piece #10
- 19 1115
2223
Fold and fingerpress the fabric
over the stitching
- 20 1115
2223
Add piece #11
- 21 1115
2223
Fold and fingerpress the fabric
over the stitching
- 22 1115
2223
- 23 1115
2223



1:2
















E 022

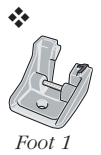
Width: 334 mm

Height: 345 mm


Stitches: 18 793

Gütermann Sulky
Robison - Anton

❖ 1:1		1190	❖ 2:1		1190
		2611			2611
❖ 1:2		1190	❖ 2:2		1190
		2611			2611
❖ 1:3		1190	❖ 2:3		1190
		2611			2611
❖ 1:4		1190	❖ 2:4		1190
		2611			2611
❖ 1:5		1190	❖ 2:5		1190
		2611			2611
❖ 1:6		1190	❖ 2:6		1190
		2611			2611
❖ 1:7		1190	❖ 2:7		1190
		2611			2611
❖ 1:8		1190			
		2611			



Foot 1



F 011

Width: 18 mm

Height: 150 mm

Stitches: 3 202

Gütermann Sulky
Robison - Anton

1  1104
2547

2  1248
2239


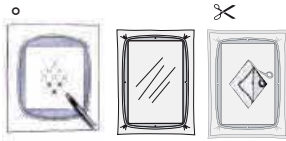
o

✂ Carefully cut away the fabric,
leave the stabilizer.

* Add a heavy weight water
soluble stabilizer
underneath the hoop

3  1248
2239

1:2



F 013

Width: 56 mm


Height: 356 mm

Stitches: 17 737

Gütermann Sulky
Robison - Anton

1  1035
2249

2  1035
2249

3  1558
2228

Step 1

Hoop the background fabric with stabilizer underneath and the top fabric at least 9" (23 cm) wide on top with overlap. The bottom fabric will come at the right side.

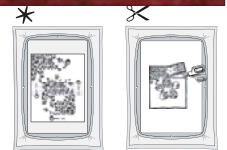
Step 2

Trim the top fabric from the right side of the stitching. Finish the embroidery.


Step 1



Step 2



1:2



1:2

F 014

Width: 118 mm

Height: 355 mm

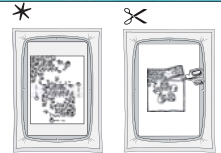
Stitches: 5 742

Gütermann Sulky
Robison - Anton

1  1250
2520

Step 1 Hoop the background fabric with stabilizer underneath and the top fabric at least 9" (23 cm) wide on top with overlap. The bottom fabric will come at the right side.

Step 2 Remove from hoop and trim the top fabric from the right side close to the edges of the embroidery stitching. This is a raw edge embroidery.



Step 1

Step 2





F 016

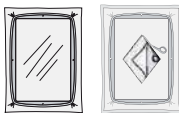
Width: 70 mm
Height: 336 mm

Stitches: 57 529

Gütermann Sulky
Robison - Anton

- 1 1022
2316
- 2 1022
2316
- 3 1031
2340
- 4 1022
2316
- 5 1194
2288
- 6 1104
2547
- 7 1276
2572
- 8 1332
2279
- 9 1104
2547
- 10 1177
2457
- 11 1272
2317
- 12 1022
2316
- 13 1022
2316
- 14 1031
2340
- 15 1022
2316
- 16 1194
2288
- 17 1104
2547
- 18 1276
2572
- 19 1332
2279
- 20 1104
2547
- 21 1177
2457
- 22 1272
2317

✂



1:2



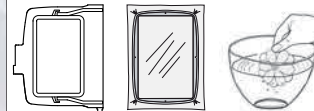
F 017

Width: 12 mm
Height: 166 mm

Stitches: 9 129

Gütermann Sulky
Robison - Anton

- 1 1263
2263
- 2 1117
2374
- 3 1238
2409



1:2



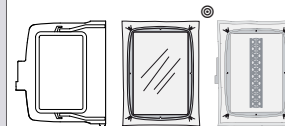
F 018

Width: 39 mm
Height: 160 mm


Stitches: 12 751

Gütermann Sulky
Robison - Anton

- 1 1017
2413
- ⊙ Step 1 2 1017
2413
- ⊙ Step 2 3 1017
2413



1:2



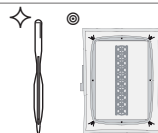
F 019

Width: 33 mm
Height: 164 mm


Stitches: 7 566

Gütermann Sulky
Robison - Anton

- 1 1071
2432
- ⊙ Step 1 2 1071
2432
- ⊙ Step 2 3 1071
2432
- ◇ 4 1071
2432



1:2







F 020

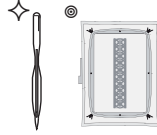
Width: 32 mm

Height: 168 mm

Stitches: 9 044

Gütermann Sulky
Robison - Anton

- 1  1017
2413
- ⊙ Step 1 2  1017
2413
- ⊙ Step 2 3  1017
2413
- ◇ 4  1017
2413







G 011

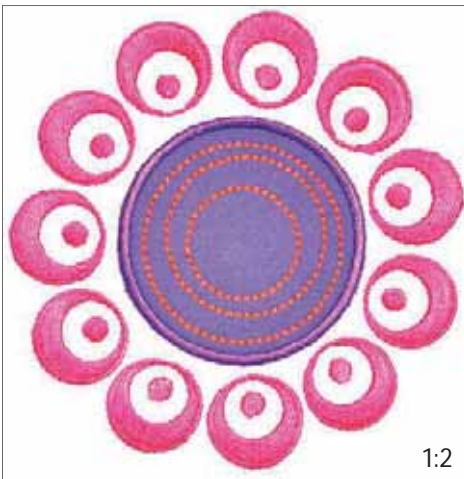
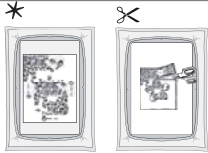
Width: 65 mm

Height: 65 mm

Stitches: 2 653

Gütermann Sulky
Robison - Anton

- 1  1005
2296
- * Add appliqué fabric
- 2  1005
2296
- ✂ Trim appliqué fabric
- 3  1005
2296
- 4  1071
2342








G 020

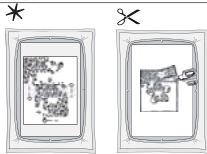
Width: 119 mm

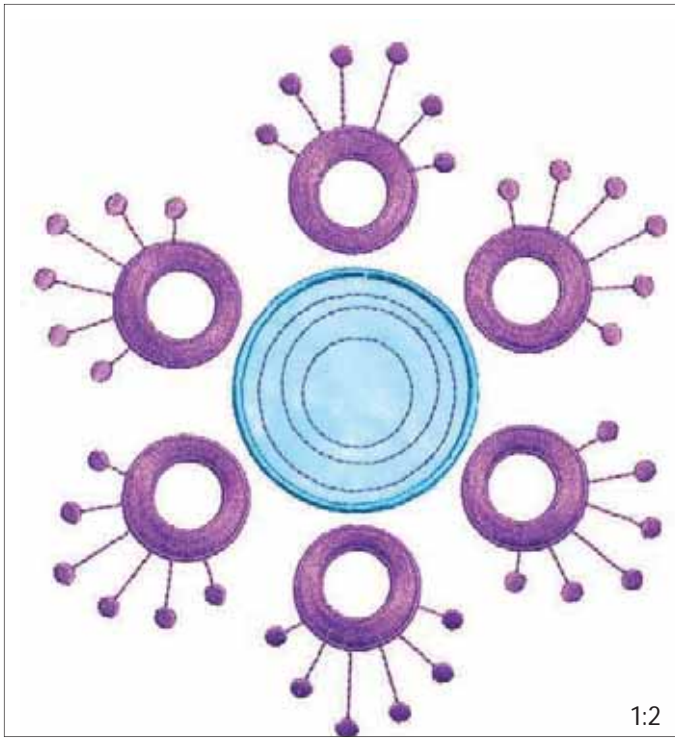
Height: 120 mm

Stitches: 12 031

Gütermann Sulky
Robison - Anton

- 1  1194
2254
- * Add appliqué fabric
- 2  1194
2254
- ✂ Trim appliqué fabric
- 3  1194
2254
- 4  1184
2467
- 5  1231
2416



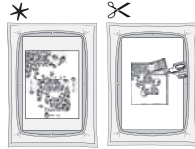


G 021


Width: 167 mm
Height: 185 mm

Stitches: 15 759
Gütermann Sulky
Robison - Anton

- 1 1503
2446
- * Add appliqué fabric
- 2 1503
2446
- ✂ Trim appliqué fabric
- 3 1503
2446
- 4 1535
2627
- 5 1194
2254



1:2

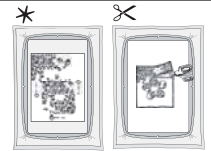


G 025

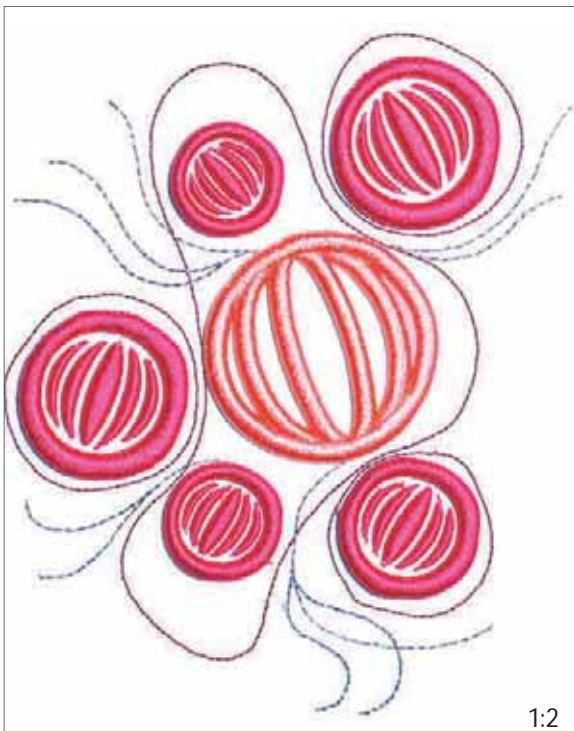
Width: 156 mm
Height: 155 mm

Stitches: 25 245
Gütermann Sulky
Robison - Anton

- 1 1039
2267
- * Add appliqué fabric
- 2 1039
2267
- ✂ Trim appliqué fabric
- 3 1039
2267
- 4 1035
2376
- 5 1122
2425



1:2



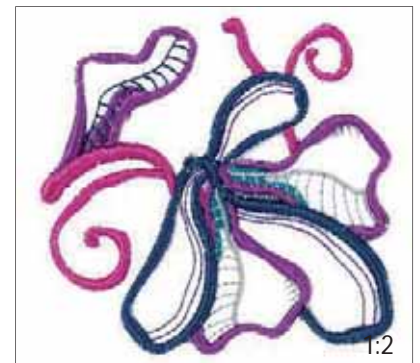
G 033

Width: 178 mm
Height: 146 mm

Stitches: 20 885
Gütermann Sulky
Robison - Anton

- 1 1308
2497
- 2 7012
1011
- 3 1154
2237
- * Add Embroidery Foam
- 4 1154
2237
- 5 1231
2416
- Take away excess
Embroidery Foam

1:2



G 034


Width: 90 mm
Height: 90 mm

Stitches: 12 804
Gütermann Sulky
Robison - Anton

- 1 1513
2621
- 2 1513
2621
- 3 7009
1006
- 4 7050
1016
- 5 1255
2426
- 6 1198
2612
- 7 1191
2590
- 8 1191
2590
- 9 1255
2426
- Take away excess
Embroidery Foam

1:2

* Add Embroidery Foam



G 035

Width: 106 mm

Height: 119 mm

Stitches: 1 758

Gütermann Sulky
Robison - Anton

1 1035
2 2376

* Add appliqué fabric underneath the hoop.

2 1035
3 2376

* Carefully cut away the top fabric and stabilizer, leave the appliqué fabric underneath.

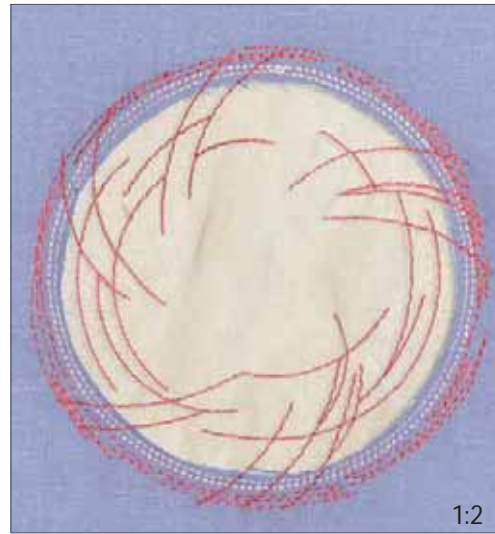
3 1231
4 2416

4 1308
5 2497

* Reversed appliqué



1:2



G 036

Width: 118 mm

Height: 120 mm

Stitches: 2 243

Gütermann Sulky
Robison - Anton

1 1154
2 2237


* Add a heavy weight water soluble stabilizer underneath the hoop

2 1154
3 2237

* Reversed appliqué



1:2



G 037

Width: 76 mm

Height: 76 mm

Stitches: 2 846

Gütermann Sulky
Robison - Anton

1 1308
2 2497

* Add appliqué fabric underneath the hoop.

2 1308
3 2497

* Carefully cut away the top fabric and stabilizer, leave the appliqué fabric underneath.

3 1308
4 2497

* Reversed appliqué



1:2



G 038

Width: 52 mm

Height: 52 mm

Stitches: 2 598

Gütermann Sulky
Robison - Anton

1 1308
2 2497

* Add appliqué fabric

2 1308
3 2497

* Trim appliqué fabric

3 1308
4 2497

*

*



1:2



G 040

Width: 63 mm

Height: 64 mm

Stitches: 1 181


Gütermann Sulky
Robison - Anton

1 1308
2 2497



Foot 1

1:2



G 039

Width: 147 mm

Height: 232 mm

Stitches: 3 288

Gütermann Sulky
Robison - Anton

1 1267
2 2610

2 1267
3 2610

3 1082
4 2232



Foot 1

1:2

207 Decorative with Yarn Couching, design #16



G 041 | Width: 103 mm


Height: 255 mm

Stitches: 11 479

Gütermann Sulky
Robison - Anton

1. Use only on multilayer
 Felting Needles

2.  Felting Needles

 Clean the Bobbin Area



G 042 | Width: 28 mm

Height: 39 mm

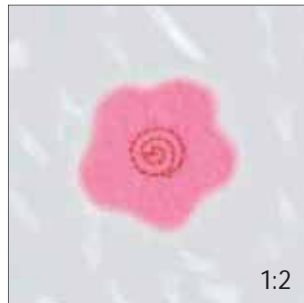
Stitches: 1 316

Gütermann Sulky
Robison - Anton

1  Felting Needles

 Clean the Bobbin Area

1:2



G 043 | Width: 40 mm

Height: 39 mm


Stitches: 4 976

Gütermann Sulky
Robison - Anton

1  Felting Needles

Add more roving if needed

2  Felting Needles


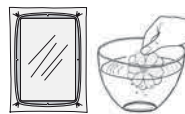
 Trim away excess roving

3  Felting Needles

4  1231
2416

 Clean the Bobbin Area

1:2



G 044 | Width: 77 mm

Height: 77 mm


Stitches: 12 015

Gütermann Sulky
Robison - Anton

1  Felting Needles

Add more roving if needed

2  Felting Needles

 Trim away excess roving

3  Felting Needles

4  1065
2409

5  1184
2397

 Clean the Bobbin Area

1:2



G 045 Width: 143 mm


Height: 143 mm

Stitches: 8 936


Gütermann Sulky
Robison - Anton

1  1231
2261

* Add appliqué fabric

2  7050
1016



✂ Trim appliqué fabric

3  7050
1016

4  1231
2261

✂ Trim appliqué fabric

5  1078
2469



G 046

Width: 97 mm

Height: 97 mm

Stitches: 14 569

Gütermann Sulky
Robison - Anton

1  1307
2509

* Add appliqué fabric

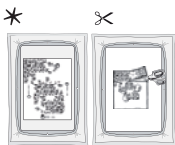
2  1307
2509

3  1239
2258

4  1231
2504

✂ Trim appliqué fabric

5  1307
2509




G 047

Width: 109 mm

Height: 109 mm

Stitches: 16 878

Gütermann Sulky
Robison - Anton

1  1236
2574

* Add appliqué fabric

2  1236
2574

✂ Trim appliqué fabric

3  1236
2574



G 048

Width: 30 mm

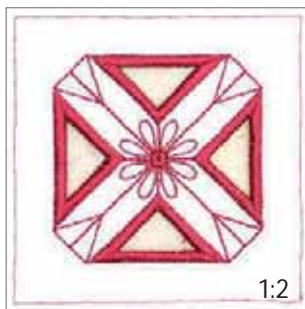
Height: 30 mm

Stitches: 1 087

Gütermann Sulky
Robison - Anton

1  Felting Needles

✂ Clean the Bobbin Area



G 049 | Width: 74 mm

Height: 74 mm

Stitches: 4 870

Gütermann Sulky
Robison - Anton

1 1308
2497

4 1308
2497

(✂) Cut inside marked area
if not using INSPIRA™
Cutwork Needles

(✂) Trim and remove the
cut fabric

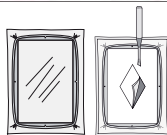
2 Needle #1

5 1308
2497


3 Needle #2

Clean the Bobbin Area

* Add a heavy weight water
soluble stabilizer
underneath the hoop



1:2



G 050 | Width: 89 mm

Height: 85 mm

Stitches: 7 266

Gütermann Sulky
Robison - Anton

1 1128
2474

(✂) Cut inside marked area
if not using INSPIRA™
Cutwork Needles

2 Needle #1

3 Needle #2

* Add a heavy weight water
soluble stabilizer
underneath the hoop

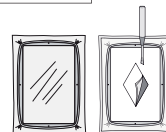
4 1216
2611

(✂) Trim and remove the
cut fabric

5 1216
2611

6 1035
2376

Clean the Bobbin
Area



1:2



G 051 | Width: 125 mm

Height: 116 mm

Stitches: 13 134

Gütermann Sulky
Robison - Anton

1 1128
2474

(✂) Cut inside marked area
if not using INSPIRA™
Cutwork Needles

2 Needle #1

3 Needle #2

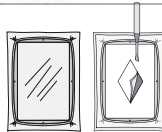
* Add a heavy weight water
soluble stabilizer
underneath the hoop

4 1128
2474

(✂) Trim and remove the
cut fabric

5 1128
2474

Clean the Bobbin
Area



1:2



G 052 | Width: 93 mm

Height: 68 mm

Stitches: 6 060

Gütermann Sulky
Robison - Anton

1 1215
2422

(✂) Cut inside marked area
if not using INSPIRA™
Cutwork Needles

2 Needle #1

3 Needle #2

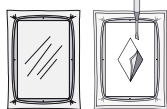
* Add a heavy weight water
soluble stabilizer
underneath the hoop

4 1215
2422


(✂) Trim and remove the
cut fabric

5 1215
2422

Clean the Bobbin
Area



1:2



G 053 | Width: 69 mm

Height: 175 mm


Stitches: 3 614

Gütermann Sulky

◇ 1 1225
2423

◇ 2 1308
2497

◇ 3 1231
2416



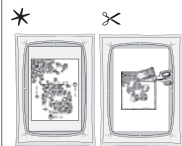
1:2

Wing needle




G 054 | Width: 63 mm
 Height: 201 mm
 Stitches: 5 962

- Gütermann Sulky
 Robison - Anton
- 1 1253
2529
 - * Add appliqué fabric
 - 2 1253
2529
 - ✂ Trim appliqué fabric
 - 3 1268
2574
 - 4 1200
2439
 - 5 1253
2529

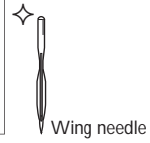


1:2



G 056 | Width: 108 mm
 Height: 175 mm
 Stitches: 6 029

- Gütermann Sulky
 Robison - Anton
- 1 1165
2283
 - 2 1327
2539
 - ◇ 3 1268
2574
 - ◇ 4 1127
2582



Wing needle

1:2



G 060 | Width: 147 mm
 Height: 235 mm
 Stitches: 15 167

- Gütermann Sulky
 Robison - Anton
- 1 1268
2574
 - A 1268
2574
 - 2 1268
2574
 - B 1268
2574
 - 3 1268
2574
 - 4 1268
2574
 - C 1268
2574
 - 5 1268
2574
 - 6 1268
2574
 - 7 1317
2509
 - 8 1317
2509
 - 9 1231
2261
 - 10 1192
2500
 - 11 1533
2504
 - 12 1039
2418
 - 13 1317
2509
 - 14 1231
2261
 - 15 1192
2500
 - 16 1533
2504



See full instruction on following page

1:2

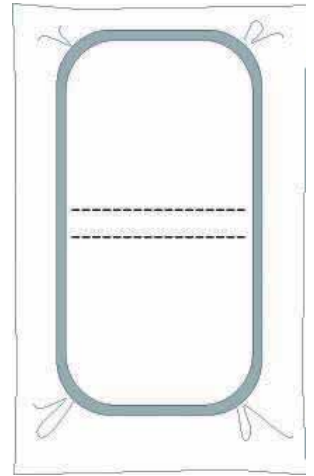


184 Purse pizzazz Design #1

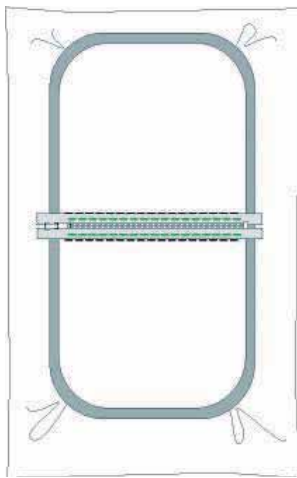


Design G 060

Supplies:
 4 pcs of fabric 7"x11" (17x27 cm)
 1 stabilizer 14"x11" (36x27 cm)
 1 zipper 8" (20 cm)
 assorted embroidery threads.

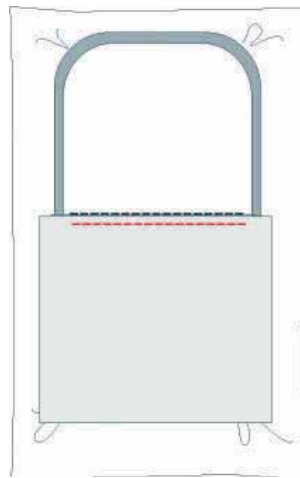


Hoop stabilizer.
 Embroider color #1.



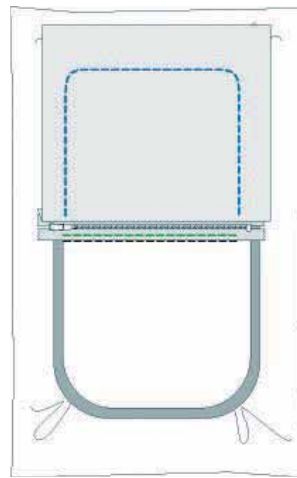
* A

Place the zipper between the stitched lines.
 Embroidery color #2.



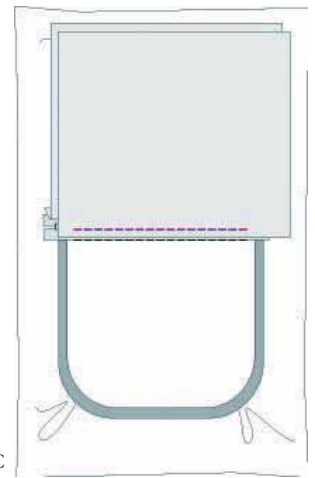
* B

Place one piece of fabric right side down over the zipper, along the upper edge of the zipper as shown in the picture. Embroider color #3 and turn the fabric up. See next picture.

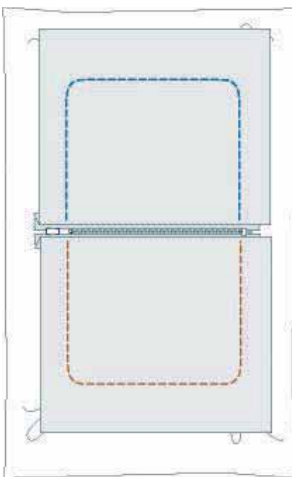


* C

Embroider color # 4 to sew the fabric to the stabilizer.

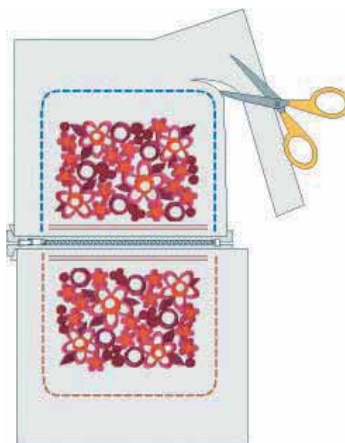


Place the second piece of fabric right side down over the zipper, along the lower edge of the zipper as shown in the picture. Embroider color #5 and turn the fabric down.

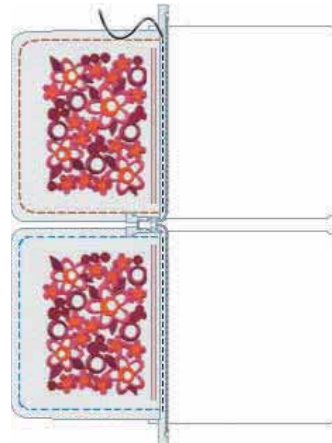


Design #1
 Embroider colors #6-16.

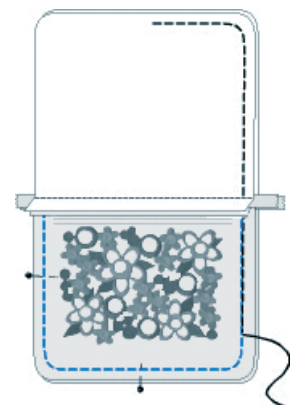
Design #8
 Embroider color # 6-16.



Remove from hoop. Tear away the stabilizer. Cut 3/8" (1 cm) outside the basting stitches.



Open the zipper. Place the lining under the zipper and sew.



Place them right sides together and sew. Leave an opening in the lining. Turn the right side out and press.



G 062

Width: 84 mm

Height: 267 mm

Stitches: 10 523

Gütermann Sulky
Robison - Anton

1  1308
2497

* Add appliqué fabric

2  1308
2497

3  1225
2423

4  1533
2504

5  1308
2497

6  1533
2504


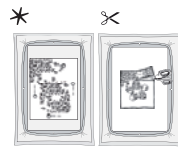
✂ Trim appliqué fabric

* Add appliqué fabric underneath the hoop.

7  1308
2497

✂ Carefully cut away the top fabric and stabilizer, leave the appliqué fabric underneath.

8  1308
2497



G 063

Width: 91 mm

Height: 100 mm

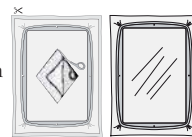
Stitches: 9 324


Gütermann Sulky
Robison - Anton

1  0534
2498

✂ Carefully cut away the fabric, leave the stabilizer.

2  0534
2498





G 064

Width: 232 mm

Height: 147 mm

Stitches: 9 812


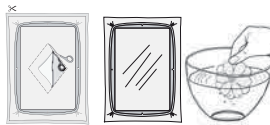
Gütermann Sulky
Robison - Anton

1  1063
2343

✂ Carefully cut away the fabric,
leave the stabilizer.

2  1063
2343

1:2



G 065

Width: 71 mm

Height: 70 mm

Stitches: 3 609

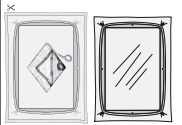
Gütermann Sulky
Robison - Anton

1  0619
2232

✂ Carefully cut away the fabric,
leave the stabilizer.

2  0619
2232

1:2



G 066

Width: 145 mm

Height: 144 mm

Stitches: 21 714

Gütermann Sulky
Robison - Anton

1  1236
2537

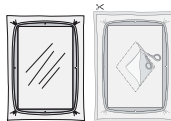
2  1508
2241

3  1327
2539

✂ Carefully cut away the fabric,
leave the stabilizer.

4  1327
2539

1:2






G 067 *
 Width: 94 mm
 Height: 92 mm
 Stitches: 10 149
 Gütermann Sulky
 Robison - Anton
 1 1151 2525
 2 1256 2206
 3 1534 2528
 4 0567 2231



G 068 *
 Width: 81 mm
 Height: 85 mm
 Stitches: 7 409
 Gütermann Sulky
 Robison - Anton
 1 1167 2557
 2 1256 2259
 3 1231 2261
 4 1067 2235
 5 1231 2261
 6 1115 2223



G 072 * Thread Velvet™
 Width: 63 mm
 Height: 61 mm
 Stitches: 4 303
 Gütermann Sulky
 Robison - Anton
 1 1231 2416
 2 1225 2423



H 015 *
 Width: 110 mm
 Height: 102 mm
 Stitches: 9 832
 Gütermann Sulky
 Robison - Anton
 1 1001 2343
 2 1011 2618
 3 1025 2400
 4 1001 2343
 * Add appliqué fabric
 5 1001 2343
 6 1001 2343
 7 1005 2296
 8 1049 2214
 9 1005 2296
 10 1220 2217
 11 1005 2296
 12 1238 2409
 13 1147 2263



H 016 *
 Width: 97 mm
 Height: 116 mm
 Stitches: 9 400
 Gütermann Sulky
 Robison - Anton
 1 1165 2283
 2 1165 2283
 3 1165 2283
 4 1017 2413
 5 1028 2206
 * Add appliqué fabric
 6 1028 2206
 7 1028 2206
 8 1196 2433
 9 1037 2420
 10 1016 2374
 * Add appliqué fabric
 11 1017 2413
 12 1130 2563
 13 1025 2400









H 021

Width: 199 mm

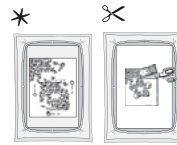
Height: 224 mm

Stitches: 22 220

Gütermann Sulky
Robison - Anton

- 1  1247
2372
- * Add appliqué fabric
- 2  1247
2372
- ✂ Trim appliqué fabric
- 3  1247
2372
- 4  1232
2315
- 5  1189
2496
- 6  1219
2418

1:2



H 023

Width: 62 mm

Height: 77 mm

Stitches: 8 735

Gütermann Sulky
Robison - Anton

- 1  1039
2267

1:2






H 024

Width: 75 mm

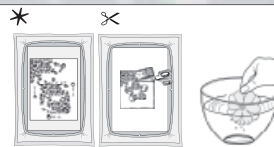
Height: 85 mm

Stitches: 6 724

Gütermann Sulky
Robison - Anton

- 1  1308
2497
- * Add appliqué fabric
- 2  1308
2497
- ✂ Trim appliqué fabric
- 3  1308
2497

1:2



H 026 | Width: 239 mm

Height: 341 mm

Stitches: 26 887

Gütermann Sulky
Robison - Anton

1  1058
2629

* Add appliqué fabric

2  1058
2629

✂ Trim appliqué fabric

3  1058
2629

4  1327
2539

* Add appliqué fabric

5  1327
2539

✂ Trim appliqué fabric

6  1327
2539

7  1039
2267

* Add appliqué fabric

8  1039
2267

✂ Trim appliqué fabric


9  1039
2267

10  1015
2374

11  1246
2329

12  1232
2296


* Add appliqué fabric

13  1131
2337

✂ Trim appliqué fabric

14  1131
2337

15  1079
2390

16  1196
2524

* Add appliqué fabric

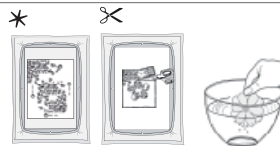
17  1196
2524

✂ Trim appliqué fabric

18  1196
2524



1:2



H 027

Width: 254 mm

Height: 340 mm

Stitches: 40 863

Gütermann Sulky

Robison - Anton

1  1147
2378

* Add appliqué fabric

2  1147
2378

< Trim appliqué fabric

3  1147
2378

4  1057
2478


5  1253
2529

* Add appliqué fabric

6  1253
2529

< Trim appliqué fabric

7  1253
2529

8  1288
2516

9  1127
2582

* Add appliqué fabric

10  1127
2582

< Trim appliqué fabric

11  1127
2582

12  7007
1003

13  1236
2537

* Add appliqué fabric

14  1236
2537

< Trim appliqué fabric

15  1236
2537

16  1147
2378

17  1236
2537

18  1001
2297

19  1214
2563

20  1005
2296

21  1039
2623

22  1511
2491

23  1158
2227


* Add appliqué fabric

24  1158
2227

< Trim appliqué fabric

25  1158
2227


26  1059
2576

27  1063
2343

* Add appliqué fabric

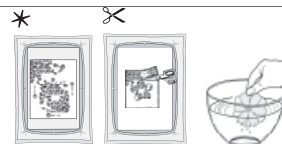
28  1063
2343


< Trim appliqué fabric

29  1063
2343



1:2

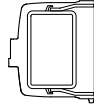




H 029

Width: 62 mm
Height: 154 mm
Stitches: 4 013

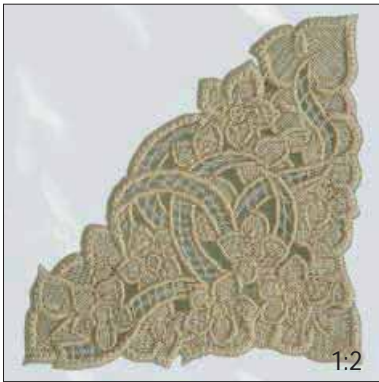
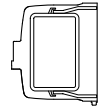
Gütermann Sulky
Robison - Anton
1 1234
2296



H 030

Width: 40 mm
Height: 165 mm
Stitches: 8 819

Gütermann Sulky
Robison - Anton
1 1137
2331
2 1195
2428
3 1039
2508
4 1207
2278
5 1232
2315



J 006

Width: 94 mm
Height: 95 mm
Stitches: 24 957

Gütermann Sulky
Robison - Anton
1 1082
2232
2 1082
2232


Carefully cut away the fabric,
leave the stabilizer.



J 007

Width: 96 mm
Height: 93 mm
Stitches: 19 709

Gütermann Sulky
Robison - Anton
1 1071
2574



J 008

Width: 96 mm
Height: 96 mm
Stitches: 18 873

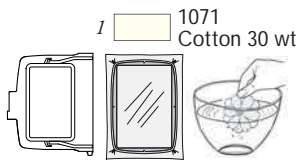
Gütermann Sulky
Robison - Anton
1 1082
2232
2 1082
2232





J 011

Width: 85 mm
 Height: 136 mm
 Stitches: 21 403
 Gütermann Sulky



J 012

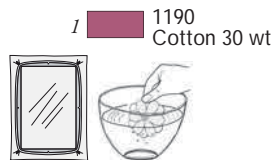
Width: 142 mm
 Height: 234 mm
 Stitches: 45 068
 Gütermann Sulky

1  1071
 Cotton 30 wt



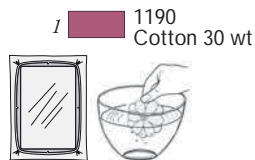
J 013

Width: 87 mm
 Height: 87 mm
 Stitches: 12 843
 Gütermann Sulky




J 014

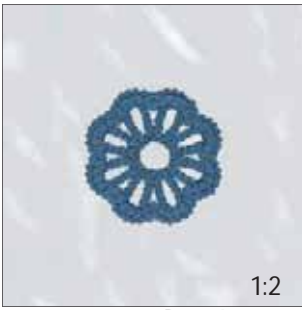
Width: 94 mm
 Height: 94 mm
 Stitches: 17 183
 Gütermann Sulky



J 015

Width: 145 mm
 Height: 231 mm
 Stitches: 82 155
 Gütermann Sulky
 Robison - Anton
 1  1111
 2599





J 016

Width: 36 mm

Height: 36 mm

Stitches: 3 237

Gütermann Sulky
Cotton 30wt

1  1283

1:2



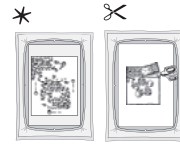
K 027























Width: 143 mm

Height: 202 mm

Stitches: 20 963

Gütermann Sulky
Robison - Anton



- | | |
|---|--|
| 1  1056 | 11  1002 |
| 2  1104 | 12  1219 |
| 3  1049 | 13  1024 |
| 4  1256 | 14  1029 |
| 5  1231 | * Add appliqué fabric |
| 6  1219 | 15  1143 |
| * Add appliqué fabric | 16  2341 |
| 7  1024 | ✂ Trim appliqué fabric |
| ✂ Trim appliqué fabric | 17  1236 |
| 8  1024 | 18  2484 |
| * Add appliqué fabric | 19  1056 |
| 9  1056 | 20  1058 |
| ✂ Trim appliqué fabric |  2251 |
| 10  1056 | |
|  2290 | |

Width: 100 mm





















Height: 101 mm

Stitches: 19 853

Gütermann Sulky
Robison - Anton



L 011

- | | |
|--|---|
| 1  7003 | 6  1265 |
|  1000 |  2569 |
| 2  1035 | 7  1021 |
|  2376 |  2289 |
| 3  7011 | 8  1247 |
|  1004 |  2372 |
| 4  1263 | 9  1186 |
|  2622 |  2251 |
| *  0621 | 10  1059 |
|  2581 |  2566 |

1:2

✂ THREAD VELVET™



L 012

Width: 110 mm

Height: 175 mm

Stitches: 31 659

Gütermann Sulky
Robison - Anton

1		7003 1000	7		0621 2581
2		1059 2556	8		1265 2569
3		7007 1001	9		1021 2289
4		1055 2339	10		1247 2372
5		7001 1004	11		1186 2251
6		1263 2622	12		1059 2556

1:2

✂ THREAD VELVET™



L 013

Width: 118 mm

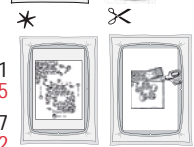
✂ THREAD VELVET™

Height: 86 mm

Stitches: 16 691

Gütermann Sulky
Robison - Anton

1		1001 2539	6		0621 2205
*		1001 2539	7		1247 2372
✂		1001 2539	8		1131 2337
4		1061 2264	9		1247 2372
5		1074 2300			



L 014

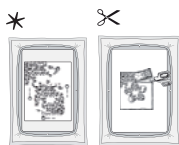
Width: 112 mm ✂ THREAD VELVET™

Height: 111 mm

Stitches: 12 676

Gütermann Sulky
Robison - Anton

1		1001 2539	6		1207 2278
*		1001 2539	7		1056 2477
✂		1001 2539	8		1182 2387
3		1001 2539	9		1294 2341
4		1135 2586			
5		1173 2317			



L 015

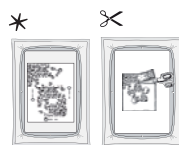
Width: 116 mm ✂ THREAD VELVET™

Height: 104 mm

Stitches: 16 881

Gütermann Sulky
Robison - Anton

1		1104 2282	6		1207 2278
*		1104 2282	7		1278 2240
✂		1104 2282	8		1162 2444
3		1104 2282	9		1103 2459
4		1252 2388	10		1005 2296
5		1269 2572	11		1241 2729



L 018


Width: 55 mm


Height: 55 mm

Stitches: 7 131

Gütermann Sulky
Robison - Anton

1		1231 2416
2		1308 2497
3		1115 2223
4		1005 2296





* Reversed appliqué



1:2

M 008

Width: 112 mm

Height: 145 mm

Stitches: 5 011

Gütermann Sulky
Robison - Anton

- | | | | |
|---|------|---|------|
| 1 | 1035 | 3 | 1035 |
| | 2249 | | 2376 |
| | | 4 | 1263 |
| | | | 2622 |

* Add appliqué fabric underneath the hoop.

✂ Carefully cut away the top fabric and stabilizer, leave the appliqué fabric underneath.



1:2

M 011

Width: 90 mm

Height: 122 mm

Stitches: 1 555

Gütermann Sulky
Robison - Anton

- | | |
|-----|------|
| 1 | 1231 |
| | 2416 |
| ❖ 2 | 1231 |
| | 2416 |
| 3 | 1231 |
| | 2416 |



Foot 1



1:2

M 012

Width: 151 mm

Height: 172 mm

Stitches: 12 987

Gütermann Sulky
Robison - Anton

- | | | | |
|------------------------|------|------------------------|------|
| 1 | 1154 | 6 | 1189 |
| | 2375 | | 2496 |
| * Add appliqué fabric | | ✂ Trim appliqué fabric | |
| 2 | 1154 | 7 | 1189 |
| | 2375 | | 2496 |
| ✂ Trim appliqué fabric | | 8 | 1227 |
| | | | 2546 |
| * Add appliqué fabric | | 9 | 1067 |
| 4 | 1191 | | 2235 |
| | 2494 | | |
| ✂ Trim appliqué fabric | | | |
| 5 | 1191 | | |
| | 2494 | | |
| * Add appliqué fabric | | | |









M 013

Width: 64 mm
 Height: 64 mm
 Stitches: 16 805

Gütermann Sulky
 Robison - Anton

- 1  1169
2249
- 2  1039
2508
- 3  1169
2249
- 4  1039
2508

1:2





✂ THREAD VELVET™



M 014

Width: 75 mm
 Height: 60 mm
 Stitches: 15 101

Gütermann Sulky
 Robison - Anton

- 1  1169
2249
- 2  1039
2508
- 3  1169
2249
- 4  1039
2508

1:2





✂ THREAD VELVET™



M 015


Width: 62 mm
 Height: 47 mm
 Stitches: 10 129

Gütermann Sulky
 Robison - Anton

- 1  1169
2249
- 2  1039
2508
- 3  1263
2263
- 4  1039
2508

1:2


✂ THREAD VELVET™



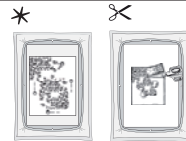
M 016


Width: 65 mm
 Height: 59 mm
 Stitches: 1 791

Gütermann Sulky
 Robison - Anton

- 1  1308
2497
- * Add appliqué fabric
- 2  1308
2497
- ✂ Trim away excess fabric
- 3  1231
2416

1:2





M 029 | Width: 144 mm

Height: 214 mm

Stitches: 31 797

Gütermann Sulky
Robison - Anton

1 ■ 1169
2225

(✂) Cut inside marked area
if not using INSPIRA™
Cutwork Needles

2  Needle #1


3  Needle #2

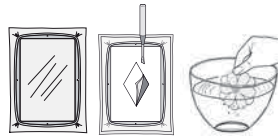
* Add a heavy weight water
soluble stabilizer
underneath the hoop

4 ■ 1169
2225

 Trim and remove the
cut fabric

5 ■ 1169
2225

 Clean the Bobbin Area



M 030 | Width: 98 mm

Height: 165 mm

Stitches: 23 154

Gütermann Sulky
Robison - Anton

1 ■ 1169
2225

(✂) Cut inside marked area
if not using INSPIRA™
Cutwork Needles

2  Needle #1


3  Needle #2

* Add a heavy weight water
soluble stabilizer
underneath the hoop


4 ■ 1169
2225


 Trim and remove the
cut fabric


5 ■ 1169
2225

 Cut edge

6 ■ 1169
2225

 Clean the Bobbin Area





M 031

Width: 165 mm

Height: 253 mm

Stitches: 27 033

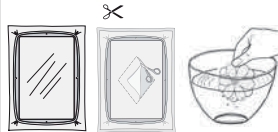
Gütermann Sulky
Robison - Anton

1 1275
2555

✂ Carefully cut away the fabric,
leave the stabilizer.

2 1275
2555

1:2



M 032

Width: 194 mm

Height: 338 mm

Stitches: 58 257

Gütermann Sulky
Robison - Anton

1 1275
2555

✂ Carefully cut away the fabric,
leave the stabilizer.

2 1275
2555

✂ Carefully cut away the fabric,
leave the stabilizer.

3 1275
2555

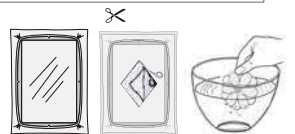
✂ Carefully cut away the fabric,
leave the stabilizer.


4 1275
2555

✂ Carefully cut away the fabric,
leave the stabilizer.

5 1275
2555

1:2











M 036

Width: 146 mm
 Height: 225 mm
 Stitches: 13 752

Gütermann Sulky
 Robison - Anton



- 1  1214
2339
- 2  1189
2563
- 3  1237
2608
- ❖ 4  1082
2232
- ❖ 5  1267
2610


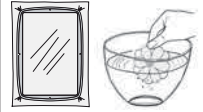


M 045

Width: 75 mm
 Height: 73 mm
 Stitches: 5 225

Gütermann Sulky
 Robison - Anton

- 1  1308
2497
- ✂ Carefully cut away the fabric,
leave the stabilizer.
- 2  1308
2497

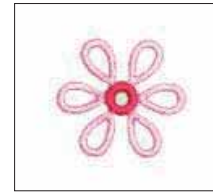


M 046

Width: 134 mm
 Height: 133 mm
 Stitches: 803

Gütermann Sulky
 Robison - Anton



- ❖ 1  1308
2497



M 048

Width: 34 mm
 Height: 31 mm
 Stitches: 1 111

Gütermann Sulky
 Robison - Anton

- 1  1225
2423
- ★ Add a heavy weight water
soluble stabilizer
underneath the hoop
- 2  1231
2416





M 057

Width: 114 mm

Height: 90 mm

Stitches: 5 259

Gütermann Sulky
Robison - Anton

1 1308
2497

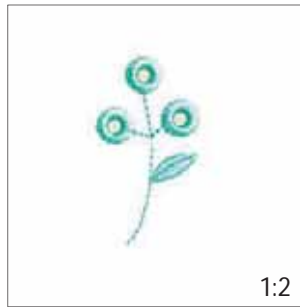
2 1035
2376

3 1231
2416

4 1225
2423



1:2



M 059

Width: 28 mm

Height: 50 mm

Stitches: 685

Gütermann Sulky
Robison - Anton


1 1288
2516

* Add a heavy weight water
soluble stabilizer
underneath the hoop

2 1288
2516



1:2



M 060

Width: 69 mm

Height: 148 mm

Stitches: 7 233

Gütermann Sulky
Robison - Anton

1 1278
2578

2 0526
2527

3 1250
2520

4 1288
2516

5 1278
2578

6 1288
2516

7 1278
2578



1:2



M 067

Width: mm

Height: mm

Stitches:

Gütermann Sulky
Robison - Anton

1 1290
2730

2 1080
2588

3 1123
2466

* Add a heavy weight water
soluble stabilizer
underneath the hoop

4 1112
2628

5 1112
2628

6 1123
2466



1:2



M 068

Width: 65 mm

Height: 90 mm

Stitches: 3 233

Gütermann Sulky
Robison - Anton


1 1249
2433

2 1177
2457


3 1115
2276

* Carefully cut away the fabric,
leave the stabilizer.

4 1115
2276



1:2



M 076 | Width: 136 mm
 Height: 139 mm
 Stitches: 14 156

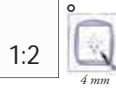
Gütermann Sulky
 Robison - Anton

1 1249
 2485

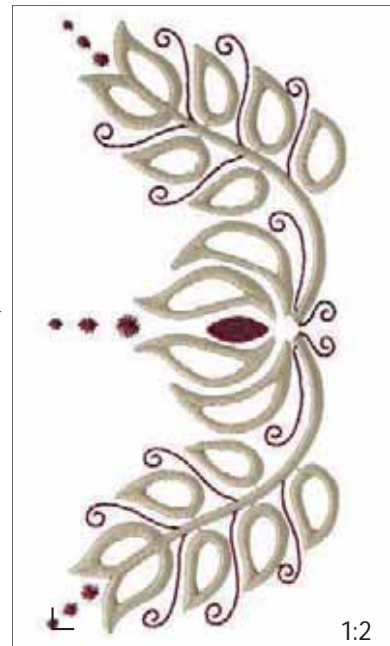
2 1127
 2582

* Add a heavy weight water soluble stabilizer underneath the hoop

3 1127
 2582



1:2



M 078 | Width: 80 mm

Height: 166 mm

Stitches: 11 292

Gütermann Sulky
 Robison - Anton

1 1169
 2249

2 1127
 2476

✗ Carefully cut away the fabric, leave the stabilizer.

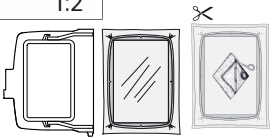
3 1127
 2476

✗ Carefully cut away the fabric, leave the stabilizer.



4 1127
 2476

✗ Carefully cut away the fabric, leave the stabilizer.

5 1127
 2476



1:2



M 077 | Width: 47 mm

Height: 54 mm

Stitches: 527

1 1278
 2578

* Add appliqué fabric

2 1278
 2578

✗ Trim appliqué fabric

3 1288
 2516

4 1329
 2585

1:2

M 079 | Width: 95 mm

Height: 102 mm

Stitches: 3 164

Gütermann Sulky
 Robison - Anton

1 1308
 2497



M 080 | Width: 58 mm

Height: 90 mm

Stitches: 14 043

Gütermann Sulky
 Robison - Anton

1 (Use only on multi-layer) Felting Needles

2 Felting Needles

Clean the Bobbin Area



N 018 | Width: 20 mm

Height: 34 mm

Stitches: 1 169

Gütermann Sulky
 Robison - Anton

1 1223
 2525

2 1028
 2206

3 1028
 2206

1:2

✗ THREAD VELVET™

Belle
15 mm 0.6"
10 mm 0.4"

ABab12

Block
15 mm 0.6"
10 mm 0.4"

ABab12

Clarendon 20 mm 0.8"
30 mm 1.2" 12 mm 0.5"

ABab12

Kalligraphia 20 mm 0.8"
30 mm 1.2" 12 mm 0.5"

ABab12

Palace Script 20 mm 0,8"
30 mm 1.2" 12 mm 0,5"

A B a b 1 2

Mesa 20 mm 0,8"
30 mm 1.2" 12 mm 0,5"

A B C a b c 1 2 3

Swirl 50 mm 2"
60 mm 2.4" 40 mm 1.6"

A B a b 1 2

1:2

UC Sport
80 mm 3.1"
60 mm 2.4"
40 mm 1.6"

A B 1 2

1:2



www.myembroideries.com
www.husqvarnaviking.com