

All stitches at a glance!

Decorative Hem Stitches

For ornamental hem stitching. Can be used with a wing needle.



Cross Stitches

For embellishing table linens, crafts or garments.



Decorative Antique Hand Embroidery Stitches

Decorative stitches that sew the same area several times, creating a hand-look embroidered look. Use anywhere you want a unique accent. For garments, home dec, crafts.



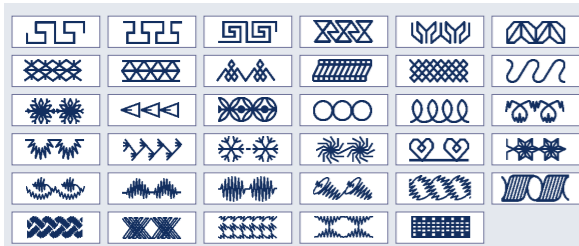
Decorative Ornamental

Decorative stitch for embellishing any projects such as crafts, garments and home decorating.



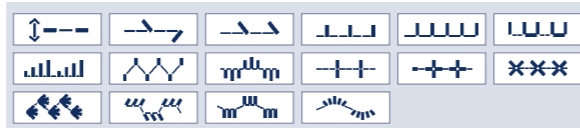
Decorative ArtStitch

For embellishing sewing projects. Decorative joining of overlapped seams.



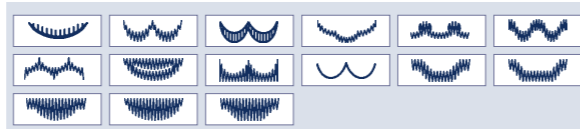
Quilt Stitches

For topstitching quilt projects with a hand-look stitch.



Decorative Scallop Edges

Decorative stitch. Use with specialty threads for beautiful motifs.




Decorative Leaves and Flowers

Dense decorative stitch. Use with specialty threads for beautiful motifs.



Decorative Satin Stitches

Dense decorative stitch. Use with specialty threads for beautiful motifs.



Decorative Fun

Decorative stitch for embellishing any projects such as crafts, garments and home decorating.



Alphabet Block

Decorative, block alphabet for creating labels for towels, writing names, or embellishing any sewing project.



stitches	description	benefit
	Straight stitch	For seaming and topstitching. Many needle positions available for edge stitching or sewing in zippers.
	Stretch triple straight stitch	For reinforced seams like trouser seams, underarm seams or decorative topstitching. With many needle positions.
	Zigzag stitch	For finishing seams on fabrics, applique, and inserting lace.
	Three-step zigzag stitch	Strong stitch for seam finishes, sewing elastic, darning tears, and patches.
	Straight stitch reverse	Program permanent reverse for decorative sequences. Also use for bulky projects.
	Elastic overcast stitch	Use to seam and overcast on woven and stretch fabrics.
	Honeycomb stitch	Elastic, decorative stitch for ornamental hem finishing on stretch fabric, for decorative elastic application and sewing with elastic thread in the bobbin.
	Elastic stitch	Strong stitch for seam finishes, sewing elastic, darning tears, and patches.
	Triple stretch stitch	For sewing elastic on sportswear or swimwear.
	Z-Zigzag stitch	For finishing seams on fabrics, applique, and inserting lace.
	Bridging stitch	For bridging, decorative hemstitching and crazy quilting.
	Foundation elastic stitch	For joining overlapped seams on bulky fabrics like leathers and terry cloth.
	Cross hem stitch	Provides a highly elastic decorative seam for hems on sportswear and casual wear.
	Stretch triple zigzag stitch	Elastic stitch for decorative hems and topstitching.
	Blind hem stitch	For securing hems invisibly on woven fabrics.
	Elastic blind stitch	For securing hems invisibly and finishing the edge on stretch fabrics.
	Basting stitch	For basting project pieces together.
	Lightning stretch stitch	For joining light weight stretch fabrics and decorative embellishment.
	Closed overlock stitch	For joining and overcasting stretch fabrics in one operation. The closed seam prevents fabric edges from fraying.
	Closed overlock stitch	For joining and overcasting stretch fabrics in one operation. The closed seam prevents fabric edges from fraying.
	Open overlock stitch	For joining and overcasting stretch fabrics in one operation.
	Zigzag stitch, right or left needle position	For applique, couching over cords and creating eyelets.
	Standard overlock stitch	For joining and overcasting stretch fabrics in one operation.
	Light- knit fabric patching stitch	Use to mend light jersey knits. Also for a decorative hem and neckline finish.
	Closed overlock stitch	For joining and overcasting stretch fabrics in one operation. The closed seam prevents fabric edges from fraying.
	Stretch knit overlock stitch	Join and overcast open knit fabrics and jersey.
	Overlock stitch	For joining and overcasting stretch fabrics in one operation.
	Reinforced overlock stitch	For joining and overcasting fraying fabrics. The knitted edge reinforces and prevents fraying on the raw edge.
	Linen buttonhole	Buttonhole for blouses, shirts and linen.
	Standard buttonhole	Basic buttonhole for blouses, shirts and jackets. Also use for pillow closures.
	Stretch buttonhole	Buttonhole for stretch fabrics.
	Cross stitch buttonhole	Decorative buttonhole for jackets and for embellishing other garments.
	Eyelet buttonhole with pointed bar tack	Professional tailor's buttonhole, for denim jackets and trousers. Or as a decorative effect for kitchen or shower curtains. Add rings through the buttonholes to hang the curtains.
	Rounded buttonhole with lengthwise tack	Buttonholes for shirts, jacket and trousers.
	Professional eyelet buttonhole	Professional tailor's buttonhole, for denim jackets and trousers. Or as a decorative effect for kitchen or shower curtains. Add rings through the buttonholes to hang the curtains.
	Decorative buttonhole with triangle tack	Decorative buttonhole for jackets and for embellishing other garments.
	Rounded buttonhole	Use for light weight garments or jackets.
	Eyelet	Create eyelets for garment and home textiles. Also great for decorating nostalgia projects.
	Button sewing program	For applying two-hole or four-hole buttons.
	Bartack	For applying belt loops and reinforcing pockets.
	Denim bartack	Decorative bartack for trouser and skirt pockets.
	Decorative bartack	Decorative bartack for trousers and skirts.
	Stippling stitch	Random darning stitch for mending rips and tears. Also great as a decorative accent.
	Programmable darning stitch	Programmable length for darning and repeat it for large repairs.
	Programmable reinforced darning stitch	Programmable length for darning and repeat it for large repairs. Reinforced by horizontal stitches.

