

Designer I

*Even more unbelievable!
You have to see it to believe it!*



Features and Benefits

EXCLUSIVE SENSOR SYSTEM

EXCLUSIVE SENSOR FOOT LIFT

Lowers automatically for every sewing technique.
Four positions: up, extra lift, pivot and down.
Your hands are free to guide fabric.

EXCLUSIVE SENSOR FOOT PIVOT

Stop with needle down, foot floats on fabric.

EXCLUSIVE SENSOR FOOT PRESSURE

Automatically adjusts for any fabric thickness as you sew.
Perfect even feed results.

EXCLUSIVE SEWING ADVISOR

Enter the type of fabric and the sewing technique, instantly the correct stitch, stitch width and length, thread tension, sewing speed and presser foot pressure are set. Override anytime for specialty technique.

WORLD'S FIRST COLOR TOUCH SCREEN

Everything is right at your fingertips. Preview embroideries in color before sewing, see and edit stitches before you sew them.

THREE EMBROIDERY HOOPS INCLUDED

Make designs in three different embroidery hoops. Embroider designs in the Standard Hoop 4" x 4" (100 x 100 mm), Large hoop 9.6" x 6" (240 x 150 mm), or Mega Hoop 14.2" x 6" (360 x 150 mm) without re-positioning.

BUILT-IN DISK DRIVE

Designs come on standard 3.5 inch floppy disks. Transfer designs from your PC.

BUILT-IN CUSTOMIZING

Combine and arrange designs and lettering right on the Color Touch Screen. Save designs on disk for future.

QUICK UPDATES VIA INTERNET OR AT YOUR LOCAL DEALER

Download the latest updates for your Designer I for continuous creative enjoyment.

EXCLUSIVE SELECTIVE THREAD CUTTER

One touch cuts the top and bobbin thread when you finish embroidering or sewing and pulls both top and bobbin threads to the back. Automatically cuts top thread only for embroidery color changes. Touch the Selective Thread Cutter while sewing or program thread cut to automatically trim after you've finished a programmed sequence.

SEE BEFORE YOU SEW

Stitches appear on the Color Touch Screen in the direction they will sew. Any alterations you make appear instantly. Presser foot is recommended.

QUICKFONT PLUS INCLUDED

Use the included software to turn any Windows® True Type® font into embroideries.

MADE IN SWEDEN

Husqvarna Viking has engineered superior quality and cutting edge technology sewing machines for over 130 years.

EXTRA LIFT

The extra lift position of the exclusive Sensor Foot Lift features more lift space than other machines to slide thick and heavy quilts and fabric under the foot easily.

FIX FUNCTION

Touch FIX to stop and lock any stitch instantly with tiny forward and backward stitches. Program FIX for instant tie-off at the end of a programmed sequence.

STOP FUNCTION

Touch STOP to finish stitch pattern at end and tie off automatically. Perfect for single stitch tying of quilts and quilted projects. Put into program to stop sewing at a specific stitch or program.

INSTANT AND PERMANENT REVERSE

Touch REVERSE to sew any stitch backward for lockstitch, and tie off. Touch reverse twice for continuous reverse.

SPEED ADJUSTMENT

Touch SPEED to adjust to five sewing speeds according to your sewing project and skill level. Perfect for teaching sewing.

SEW WITHOUT FOOT CONTROL

Touch START to sew and to stop sewing. Perfect for long rows of stitching.

SELECTRONIC NEEDLE STOP-RIGHT

Set needle stop up or down. Tap foot control or touch function button to move needle up or down at any time.

STITCH RE-START

Touch Stitch Re-start to begin sewing at the start of any stitch. Any stitch length, width, mirror image or elongation alterations will be remembered.

TRULY AUTOMATIC SELF ADJUSTING TENSION

Designer I tension is set individually for every sewing technique and fabric.

TWO BUILT-IN SPOOL PINS

Easy threading for twin needle and other specialty sewing and topstitching techniques.

TWIN NEEDLE SAFETY

Enter twin needle width and your Designer I sets stitch width to eliminate broken needles.

EASY THREADING.

Threading arrows guide top thread path.

AUTOMATIC NEEDLE THREADER

Built-in needle threader eliminates tedious hand threading.

BOBBIN WINDS FROM NEEDLE

No need to unthread or rethread to wind a bobbin.

AUTOMATIC BOBBIN THREAD PICK-UP

No need to bring bobbin thread up manually.

JAMPROOF ROTARY HOOK

No tangled threads or threads sewn down into the machine.

PERMANENTLY LUBRICATED

No oiling means no oil on fabric.

TOP AND BOBBIN THREAD SENSOR

Designer I stops sewing and alerts you when thread runs out or breaks.

SNAP OFF AND ON PRESSER FEET

Change presser feet quickly and easily.

BUTTONHOLE SENSOR FOOT

Measures buttonhole size on all weights and types of fabric as you sew.

Stops automatically. Sew as many perfect buttonholes as large or as small as you need.

19 SPECIALTY STITCH MENUS FEATURE 700+ STITCHES

Endless opportunities to be creative.

STYLUS

Use the stylus for easier stitch selection on your Color Touch Screen.

PICTOGRAMS

Thirty three satin elements can be programmed in combination to create decorative stitches and Pictogram embroidery.

ELONGATION

Increase or decrease the size of decorative satin stitches and Pictogram elements with elongation. The density of the stitch remains the same.

OMNIMOTION SPECIALTY STITCHES

Side motion feeding creates up to 36.5 mm wide decorative stitches and scallops.

Program them with mirror image for even larger border designs.

FOUR-WAY STITCHES

Menu features 15 different stitches to sew in four directions.

Sew around corners to patch knees. Decorate or applique small projects.

EIGHT-WAY STITCHES

Menu features straight stitch and reinforced straight stitch that can be sewn in 8 directions.

No need to turn the fabric, simply touch the arrow in the direction you wish to sew or program together with other stitches to achieve large decorative borders and embellishments.

MY STITCHES

Customize your favorite Stitches, save and repeat them whenever you wish.

SPECIALTY TECHNIQUES

Select Menu V for specialty techniques such as free hand stippling, tacking etc.

EASY PROGRAMMING

See your stitch and/or lettering combinations horizontally as you put them into program. Program FIX and CUT for instant tie-off at the end of a programmed sequence followed by an automatic thread cut for faster and easier sewing. Touch Repeat to see them in the direction they will sew.

PERMANENT MEMORIES

15 permanent memories, each holds 62 stitches for stitch and/or lettering programs up to 930 stitches.

25 NEEDLE POSITIONS

Set needle position perfectly for topstitching, zippers, quilting and specialty techniques and accessory presser feet.

ADJUSTABLE STITCH LENGTH AND STITCH WIDTH

Adjust stitch width from 0 - 6 mm and for certain stitches up to 36.5 mm. Adjust stitch length from 0 - 6 mm for specialty sewing.

MIRROR IMAGE

Flip stitches and/or stitch programs side to side and/or end to end for unlimited creative combinations.

HELP TAB

HELP TAB tells you everything you need to know to sew. Recommends needle type and size, stabilizer, buttonhole tips and more.

SCREEN SAVER OPTION

Select SET menu to activate Screen saver.

LARGEST WORK SPACE INSIDE SEWING ARM AND LONGEST FREE ARM

Ergonomic design gives ample space for quilting and extra large projects. Designer series features the longest free arm in the industry.

ERGONOMICALLY DESIGNED

Up-front convenient threading, bobbin winding and placement, free arm to the front of machine, all settings at your fingertips with simple function buttons and Color Touch Screen. One piece aluminum casting is lightweight yet strong, long lasting and prevents vibration.

DUAL LIGHTS

Excellent illumination over work area and just above needle.

ELECTRONIC POWER/SPEED CONTROL

Stitch by stitch control with full needle penetration at any speed.

BUILT IN RULER

Ruler on front base of Designer I lets you measure ribbing and elastic at your fingertips. Convert from inches to centimeters in an instant.

SLIDE-ON ACCESSORY TRAY

Stores your bobbins, accessory feet, needles and more, right at your fingertips.

ATTRACTIVE CARRYING CASE

Easy to carry and protects your Designer I and accessories for storage and/or transport.

EDUCATION PACKAGE

Husqvarna Viking Designer I User's Guide with step by step teaching exercises and companion video. Husqvarna Viking Accessory User's Guide teaches you how to use over 40 accessories to make specialty technique sewing faster and easier. Plus a ZigZag magazine, Embroidery Collection and Software Demo CD, all to guide and inspire your joy of sewing.

Designer I Menus



SEWING ADVISOR FABRIC
-Touch fabric type and weight.



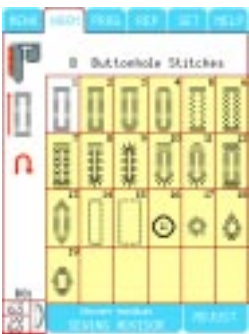
SEWING ADVISOR TECHNIQUE
-Touch desired sewing technique. Designer I sets best stitch, width, length, tension, sewing speed and presser foot pressure instantly.



MAIN MENU
-Touch any of the 19 speciality stitch menus, disk menu or Sewing Advisor.



MENU A: UTILITY
-35 stitches used most for garment and project sewing, mending and darning.



MENU B: BUTTONHOLE
-15 styles of buttonholes, one for every style and type of garment, three eyelet styles and button sewing.



MENU C: PICTOGRAM
-35 satin elements and stitches for creating Pictogram satin stitches and programs.



MENU D: HEIRLOOM
-46 special stitches for hemstitching, entredeux, two color insertions, smocking and heirloom buttonhole.



MENU E: QUILT
-54 quilting stitches include wide crazy patch stitches, 15 and 30 mm stippling stitches, hand look quilting, scant 1/4" piecing stitch, buttonhole stitch and more.



MENU F: APPLIQUE
-16 special stitches include preprogrammed satin stitch, automatic taper stitch, hand look applique, random feather applique, ric rac and satin.



MENU G: CHILDREN
-24 stitches for kids include bows, trains, butterflies, stars, hearts, snowflakes, balls, cherries, candy and more.



MENU H: SCALLOP
-27 styles of scallop stitches up to 25 mm wide. Program them for 35 mm width.



MENU K: OMNIMOTION
-38 decorative flowers, leaves, hearts, vines and more, up to 36.5 mm width.

Designer I Menus



MENU L: DECORATIVE
 -24 decorative stitches include satin ribbon styles, open ribbons, satin hearts and diamonds, bricks, southwestern, leaves etc.



MENY M: CRAFTING
 -24 stitches include leaves, vines, flowers, feather and abstract.



MENU N: FASHION
 -29 stitches designed especially for fashion sewing include cables, loops, chains and more.



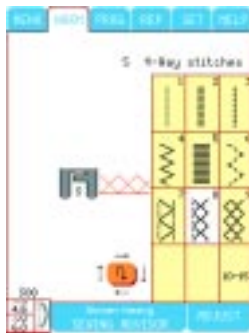
MENU O: BLOCK ALPHABET
 -Includes upper and lower case letters, numbers 0-9 and special characters.



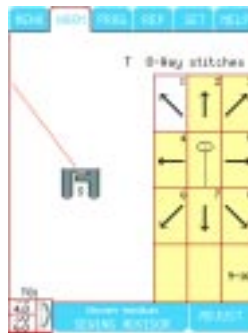
MENU P: OUTLINE BLOCK ALPHABET
 -Includes upper and lower case letters, numbers 0-9 and special characters.



MENU R: SCRIPT ALPHABET
 -Includes upper and lower case letters, numbers 0-9 and special characters.



MENU S: 4-WAY STITCHES
 -15 different stitches can be sewn in four directions.



MENU T: 8-WAY STITCHES
 -Straight stitch and reinforced straight stitch can be sewn in eight directions.



MENU V: SPECIAL STITCHES
 -For free motion quilting, embroidery and sewing plus specialty technique sewing.

Designer I

Embroidery Features

SLIDE-ON EMBROIDERY UNIT

Instant embroidery ability with large embroidery support surface. Easy to place and easy to remove.

ATTRACTIVE EMBROIDERY CARRYING CASE

The attractive embroidery carrying case is easy to carry and protects your embroidery unit and embroidery accessories for storage and/or transport.

AUTOMATIC FEED TEETH

Feed teeth lower automatically for embroidery and come up automatically for sewing.

SENSOR FOOT PRESSURE

Embroidery foot glides over different thickness of fabric and previous embroidery stitches.

HOOPS

Husqvarna Viking Designer I includes the Standard Hoop to sew embroideries up to 4" x 4" (100 x 100 mm), the Large Hoop for embroideries up to 9.6" x 6" (240 x 150 mm), and the Mega Hoop for embroideries up to 14 1/4" x 9.6" (360 x 150 mm).

EMBROIDERY DESIGNER DISKS

Husqvarna Viking Designer I includes the Designer Sampler Disk and the Embroidery Disk 114 "Classic Fashion" featuring beautiful embroideries for the standard hoop size up to the Mega Hoop for all types of projects. Three font disks Clarendon, Palace Script and Calligraphia for monogramming and numbering are also included.

PREVIEW DESIGN, COLOR AND PLACEMENT

Preview the design, colors and the placement on the Color Touch Screen. Touch parameter arrows to see size of design in the hoop and where it will be sewn. Use the grid function for perfect placement of your designs directly on the Color Touch Screen. Use the basting in the hoop to stabilize the design area.

DECORATIVE STITCHES IN THE HOOP

Use your decorative stitches directly in the embroidery hoop to further embellish your embroidered projects.

MOVE DESIGN IN HOOP

Touch positioning buttons to move design within hoop for precision placement.

ENLARGE AND REDUCE SIZE

Sew different sizes for each design. Change size quickly on the Color Touch Screen.

STEP THROUGH DESIGNS

Step through designs by color or by stitch to move forward or backward to any part of a design or to sew only parts of a design.

COLOR STOPS

Designer I stops sewing, beeps to alert you and cuts the top thread automatically for a new thread color.

EASY ONE COLOR EMBROIDERY

Simply touch the STOP button to cancel color stops to sew one color and tone on tone embroideries.

EMBROIDERY ROTATION

Rotate designs easily in 90 degree steps for additional design opportunities and easy hooping.

EMBROIDERY MIRROR IMAGE

Flip designs for twice as many design possibilities and easy hooping.

PLACEMENT TEMPLATE

Placement template is included. Trace the design onto the placement template and mark placement lines.

EMBROIDERY SEWING SPEED

Speed is computer controlled for best stitch quality or control manually for specialty threads.

HUSQVARNA VIKING EMBROIDERY COLLECTION

Highest quality embroidery designs from top name sewing designers. Embroidery Booklet pictures designs actual size and gives colors of thread by number.

HUSQVARNA VIKING EMBROIDERY EXPRESS

Choose from thousands of designs, the largest selection of creative embroidery in the home sewing industry. Order designs at your local Husqvarna Viking Dealer or download embroideries from the Internet anytime, day or night.

HUSQVARNA VIKING EMBROIDERY SOFTWARE PROGRAMS

Choose from the most advanced embroidery software programs for the home sewer. Purchase step by step or all at once. Husqvarna Viking provides programs that allow sewers the option to move at their own pace as their creativity flourishes.



KEEPING THE WORLD SEWING

VSM Group AB • SE-561 84 Huskvarna, Sweden
www.husqvarnaviking.com