

PFAFF


Pfaff creative GRAND HOOP:
embroidery surface of 250 x 225 mm!

To make your life easier, Pfaff has developed an embroidery hoop nearly twice as large as standard hoops, with an embroidery surface of 250 x 225 mm. It's unique on the embroidery market! This hoop is available for purchase as an optional accessory from your authorized Pfaff dealer.



Endless borders, so perfect and beautiful!
The Pfaff creative ENDLESS HOOP makes it possible.

Long, continuous borders and endless embroideries give clothing and fashionable accessories a unique personal touch. Use them to add professional embellishments to tablecloths, towels, curtains, bed linens, and other decor for your home. With the Pfaff creative ENDLESS HOOP, you can repeat one embroidery design over and over again – the full length of your project. This hoop is available for purchase as an optional accessory from your authorized Pfaff dealer.



Perfect embroidery results with the creative RECTANGULAR HOOP

The 120 x 115 mm RECTANGULAR HOOP is ideal for smaller pieces of fabric or fabrics with a striped or diagonal pattern. This hoop is available for purchase as an optional accessory from your authorized Pfaff dealer.



Your authorized Pfaff dealer:

Would you like more sewing tips and inspiration?

We are always adding new items to the wide range of accessories and designs that are already available for the Pfaff creative²¹⁷⁰. Stop by your authorized Pfaff dealer and pick up the new Pfaff Accessory Catalogue for the latest on all the fun new accessories that will make your sewing even easier and more creative than ever!

www.pfaff.com



Pfaff
creative 2170

Experience unlimited creativity!

We reserve the right to change the machine equipment and the assortment of accessories without prior notice, or make modifications to the performance or design.
© 2005 VSM Group AB, Sweden. All rights reserved. All statements valid at time of printing. Printed in Sweden on environmentally friendly paper.

Feel the creative energy!

Just imagine...

that there is a sewing machine that not only sews to perfection but also creates amazing embroideries – large, in bright colors, and breathtakingly beautiful.

Design unique embroideries and create your own fashions and home decorations that show off your personal style. Turn your ideas into reality, revel in fabrics and colors, and create your own unique look.

Be the envy of all your friends, because everything will be unmistakably yours.

Learn what it means to have modern technology to support your imagination. Discover the true meaning of luxury, a new definition of comfort, and how unbelievably easy sewing can be. Know that you're only one touch away from discovering a sensation...

Do you dream of bringing new energy into your life and new life into your creativity?

Dreams do come true...

The sensational Pfaff creative 2170 is here.



German Engineering!
Innovative design!

Discover the Pfaff world of embroidery. Give your imagination free rein and experience a whole new realm of inspiration with the sensational Pfaff creative 2170.

Enchanting embroidery

with the sensational Pfaff

creative 2170

The most creative embroidery machine in the world!

Get started right away!
Many embroidery accessories included!
With the purchase of the creative 2170 you will receive:

- creative card with designs and alphabets
- CD-ROM with 50 additional designs
- Built-in embroidery designs
- Built-in additional embroidery alphabet
- USB cable kit and File Assistant (to easily download designs from the Internet)
- 3 embroidery hoops in various sizes
- Illustrated instruction manual
- Quick Embroidery Packet (contains fabric, stabilizer and thread) to get you started embroidering right away.



Create an elegant cushion with the Pfaff creative 2170 – big, bold, and beautiful! The embroideries are intricate and precise down to the last detail, which is what you expect from Pfaff!

Embroidery – big, bold, and beautiful!

Flowers, borders, kids', comics, romantic or modern, quilt patterns, alphabets and monograms – you'll find a large selection of colorful embroideries in the Pfaff optional Embroidery Collections. There are designs for every style, every taste, and every trend. There are also wonderful Collections to use with the Pfaff creative GRAND HOOP and ENDLESS HOOP. Find more information about these exciting hoops on page 20.

On-screen customizing!

Touch the design that you want to embroider to see it appear larger, in color and proportional to the size of the embroidery hoop. And now you can customize it directly on-screen to make it uniquely yours.

Change the size of your design, mirror or combine it with other designs. You can also change the colors – and all directly on the large multi-color touch screen! Turn the design to any angle and position it exactly where you want it. Combine designs easily. The screen grid makes it simple!

UNIQUE and ONLY from Pfaff!

Create embroideries of unlimited size with Precise Positioning!

Now it is easier than ever to create embroideries of unlimited size! You don't have to use templates and copy the outline of the design on your fabric to connect your designs after rehooping. When using your Pfaff creative 2170, just rehoop your fabric, activate the Precise Positioning function and direct the needle to the correct position by pointing to the design on the screen. Then move the design on the screen until it's positioned where you want it in the hoop. It's that easy! Each design will be positioned exactly and you can create embroideries of unlimited size.

Have a question? The unique "Creative Assistant" has the answer!

Everything you need to know is inside the Pfaff creative 2170. Do you have a question about working with your machine or a specific embroidery question? The "Creative Assistant" has the answer. Find out how to thread your Pfaff or which stabilizer to use. You can also find information about accessories, needles, threads and much more...



Easy positioning!
Turn your design to any angle, directly on the touch screen, and position it exactly where you want it. Combine several designs easily.



Create embroideries of unlimited size.
This sunflower and the large floral on the brochure cover are from the Pfaff creative Embroidery Collection collection 387 "Magnificent Florals" – designed especially for use with the exclusive Pfaff feature "Precise Positioning".



Whimsical and fun! Arcing of words, sentences and decorative stitches – straight, S-curved or circular!

Even more embroidery features and creative possibilities!

Whimsical and fun! Arcing of words, sentences and decorative stitches – straight, S-curved or circular!

Embroider words, entire sentences or decorative stitches in straight or S-curved lines, in an arc, a circle or in several lines. Left, right or centered – whatever the multi-color touch screen shows is what the Pfaff creative²⁷⁰ embroiders.

Baste in the hoop!

Use the hoop basting function for perfect embroideries. Prevent knit fabrics from stretching and secure fabrics that you don't want to hoop. You can also secure small fabric pieces to hooped stabilizers or fabric.

Embroider your own borders by combining stitches!

You can combine any stitch or stitch sequence to create beautiful borders with the Automatic Stitch Building function. Simply embroider your combination as a regular embroidery design – the difference is that this is a unique design created by you with your creative²⁷⁰! No additional software is needed.

Traditional needlecrafts, sewn with the Pfaff creative²⁷⁰!

Richelieu, cross stitch, hemstitching, white work and eyelet embroidery, Hardanger, and more – with the Pfaff creative²⁷⁰, you take the “hand” out of hand-stitched. It has everything you need in its built-in stitch package. And best of all, the hand-stitched character is retained while everything is finished much more quickly.

Unbelievable! More possibilities.

Create your own embroideries!

Connect your Pfaff creative²⁷⁰ to your computer and have access unlimited creativity with the Pfaff optional 3D embroidery software.

Find more information on page 14 - 15.




Embroidery Collections – the never-ending source of ideas. New collections are constantly being created and added, so see the latest section of Embroidery Collections at your local Pfaff dealer or visit www.pfaff.com. On our web site you'll also find embroidery design downloads and the Pfaff sensational webshop – your online design shop!

Hardanger embroidery adds a special highlight.

It's a traditional needlecraft from Norway that can be created with your Pfaff creative²⁷⁰. Just use the optional Embroidery Collection 312 “Hardanger”, with 20 elegant designs and a hand-stitched character.

Cross stitch – for country charm...

On cottage style accessories or folklore-inspired fashions, you can't do without cross stitches. You can create beautiful borders, large cross stitch designs, and impressive alphabets that are fast and easy.






Expert sewing with the sensational Pfaff creative 2170

One of the best sewing machines in the world!

Unlimited possibilities!

Your sewing options are endless with the Pfaff creative 2170. Choose from among 9 mm stitches, Maxi stitches, Antique Embroidery stitches, unique Antique Quilt stitches, and several built-in alphabets to create your own projects.

The ORIGINAL – only from Pfaff for over 35 years!



Checks and stripes match exactly.

Fine fabrics, several layers – absolutely no slipping! Perfect for quilting!

Only Pfaff gives you perfect fabric feed with the original IDT™! Pfaff makes the difference!

The ultimate in piecing perfection!

Absolutely even fabric feed from both the top and the bottom.

During sewing, the fabric is fed simultaneously from both the top and bottom. Absolutely nothing can slip when working with fine fabrics or several layers. It's wonderful for quilting because piecing and quilt blocks match exactly. The original IDT™ guarantees that the feed dogs are perfectly synchronized! Only Pfaff has the original IDT™ built into its sewing machines.

The multi-color touch screen

The secret behind the sewing functions. All of the information is clearly displayed with high resolution and full color, of course. Just a light touch makes your Pfaff creative 2170 do what you want!




Questions about how to thread your machine or choose a stitch? All the information you need is inside the Pfaff creative 2170!

Design your own fashions! Combine simple elegance with extravagant embroidered accents. You'll make quite an impression!





Exclusive from Pfaff:
Twenty enchanting 9 mm wide "antique hand-embroidery stitches" with hand-stitched character. Only available on the Pfaff creative²⁷⁷⁰. Use these stitches to create unique, fashionable accessories.



The electronic knee lift lets you raise the presser foot without taking your hands off your project.



Set the thread cutter, pattern start, sew slow, and needle up/down programs just by pushing the buttons!



Use your stylus to select stitches, sewing programs and functions.

Convenience is when it all seems to happen by itself.

It's so easy with the Pfaff creative sewing programs!



Sew precise, sharp corners – with the automatic Pfaff "Tapering program".

The Pfaff creative²⁷⁷⁰ "Tie-off program" and presser foot lift!

Your Pfaff creative²⁷⁷⁰ can tie-off at the beginning and end of a seam, even if you are in the middle of a stitch sequence! Upper and lower threads can be cut and the presser foot can be lifted automatically. When you begin sewing again, the presser foot automatically lowers to the optimal position. Your hands always remain free to guide the fabric.

The Pfaff "Needle Up/Down program"!

When you activate the "Needle Up/Down program", the needle remains in the fabric when you stop sewing so the fabric can be turned. The presser foot can also be raised automatically.

The Pfaff "Single Pattern program"!

When you select a single stitch, it can be repeated up to 99 times, directly on the multi-color touch screen. The beginning and end of the stitch will be tied off automatically.

The Pfaff "Free-motion program"!

Select the "Free-motion program" and the presser foot automatically moves to the free-motion position when you press the foot control. Let your creative²⁷⁷⁰ and your imagination do the work.

The Pfaff "Patchwork program"!

Do you want to sew seams of the same length? Enter the seam length once and your Pfaff creative²⁷⁷⁰ stores it to repeat as often as you want.

The Pfaff "Twin Needle program"!

For fantastic effects, use the twin needle to create and sew decorative stitches. The "Twin Needle program" automatically adjusts the stitch to the given width.

The Pfaff "Tapering program"!

Narrow stitches gradually with the "Tapering program" to create precise corners and lovely decorative touches.

The Pfaff "Button sewing program"!

Sew on buttons quickly and efficiently. Just put the button in place, and the Pfaff creative²⁷⁷⁰ does the rest.

The advantage of three presser foot positions!


Set the presser foot to automatically lift or lower to three different positions: "extra high" for heavy fabrics or several layers, "medium" for darning and free-motion embroidery or quilting, and "standard" for all regular sewing.



Even more sewing comfort and creative possibilities!



The new creative quilting: combine extra-large embroideries with classic quilting techniques! Fascinating and inspiring.



Only from Pfaff! Unique antique quilt stitches that are admired by quilters around the world!



Extra high presser foot clearance.



Give your quilts a hand-made touch! The Pfaff unique antique quilt stitches open new creative possibilities for any quilter.



Beautiful, brand new, and only from Pfaff: Twenty enchanting 9 mm wide antique hand-embroidery stitches with special hand-stitched character. Only available on the Pfaff creative 2170.

Quilting with the Pfaff creative 2170 – it's a dream!

Fifteen quilt stitches and only from Pfaff: 11 wonderful unique antique quilt stitches!

The Pfaff creative 2170 offers 15 quilt stitches with true hand-stitched character. These include the 11 unique antique quilt stitches that are admired by quilting experts around the world. The quilting seam becomes a decorative detail.

Original only from Pfaff: Fabric feed from top and bottom!

When quilting, it's important that nothing slips, especially when you're sewing through several layers. This is guaranteed by the Pfaff original IDT™ – Integrated Dual Feed.

Simply beautiful: the large decorative stitch selection!

The Pfaff creative 2170 offers an unbelievable variety of imaginative 9 mm decorative stitches, maxi-stitches, maxi-borders and maxi-motifs.

Create your own stitches, with the "Stitch Creator".

Go into the detail of any stitch to change, move, add or delete the different stitches within the stitch. It's so easy to create your own favorite stitch!

Save individual settings!

Just store your favorite stitches or individual settings in your "Personal menu", where you can immediately call them up again when you need them.

You control everything!

Permanent reverse at the touch of a button!

You can choose to sew permanently in reverse and the stitch quality stays the same.

Cut sewing speed in half!

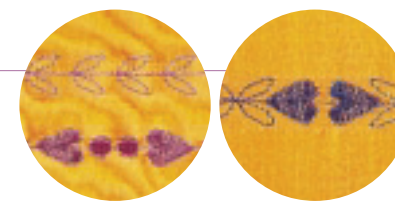
When sewing gets tricky, it's easy to cut your sewing speed in half.

Leave your hands on the fabric.

Raise the presser foot at any time with the electronic knee lift while your hands remain free to guide the fabric.

The Stitch Creator:

These two stitches can be found in the stitch table of the Pfaff creative 2170.



With the Stitch Creator, the stitches can be changed and combined to create a completely new stitch!



Here's another reason to buy creative 3D Suite!
With the purchase of the Pfaff creative 3D Suite, you get free software upgrades via the Internet for one year!

Your imagination is the source of breathtaking embroidery creations. With the Pfaff creative 3D software modules, you can turn your dreams into reality – for fashions, home decorating or accessories. Make your creations truly unique.

Discover the unlimited creativity of realistic 3D embroidery

using the Pfaff optional creative 3D Suite professional range of software.

Imagine that there is an embroidery software system that brings the computer into the real world. Now it's here – the realistic way to embroider with creative 3D Suite from Pfaff. You can do anything you want...

Use the full palette of the creative 3D range of software from Pfaff! These fantastic modules of embroidery software help you create embroideries like the professionals do. With creative 3D Suite you can turn pictures, sketches, and photos into beautiful embroideries – even into decorative cross stitch patterns. Add text, corners or borders to your designs, combine them with additional patterns, and reduce the thread changes (ColorSort). Change the size of the embroideries and adjust them as you wish. You can also develop and adjust 9 mm and MAXI stitches for your embroidery machine. Use stitches from your machine as designs within your embroideries.

3-dimensional creativity is coming true!

- Experience your designs in 3D reality: Edit, create and display all of your designs. There is a textured background for realistic view, and you can change the background color however you like.
- Choose from 19 thread manufacturers and over 11.000 threads!
- View specialty threads never seen on the computer before, including metallic, variegated, twist and varied thicknesses.



Many software modules are included in the Pfaff optional creative 3D Suite!

Most of the creative 3D software modules can be purchased individually from your Pfaff dealer. The Pfaff 3D creative Suite is the complete system of creative 3D software modules in one package. Combined with your creative²¹⁷⁰, you have unlimited creative possibilities.



Always up to date!

The Pfaff creative²¹⁷⁰ updates on the Internet!

The creative²¹⁷⁰ is constantly being updated with new features. You can always download the most recent updates for your Pfaff creative²¹⁷⁰ by visiting www.pfaff.com.

Your Pfaff dealer will also be happy to assist you.

Pfaff creative²¹⁷⁰

All features at a glance!

Pick up the large Pfaff Accessory Catalogue or find the latest information at www.pfaff.com

What makes the creative²¹⁷⁰ so unique?

Innovative, exclusive design. German engineering.

The ORIGINAL only from Pfaff! IDT™ – Integrated Dual Feed! Absolutely even fabric feed from both the top and bottom! Fine fabrics, several layers, or long seams – everything is fed perfectly and evenly, from beginning to end. There is no fabric slippage. Only Pfaff has the original IDT™ built onto its sewing machines!

The multi-color touch screen!


The secret behind the sewing features. All of the information is shown clearly in color. A light touch with your stylus is all it takes and your Pfaff creative²¹⁷⁰ does what you want it to do!

The Pfaff creative²¹⁷⁰ updates on the Internet!

The creative²¹⁷⁰ is constantly being updated with new features. You can always bring your Pfaff creative²¹⁷⁰ up to date by visiting www.pfaff.com for the latest update. Your Pfaff dealer will also be happy to assist you.

High memory capacity!

Save personal designs and stitch sequences and combinations directly into the creative²¹⁷⁰.



Sensational embroidery with the Pfaff creative²¹⁷⁰!

Sensational embroidery with the Pfaff creative²¹⁷⁰!

Embroidery – large, enchantingly beautiful, and absolutely perfect!

Embroideries can easily be combined to unlimited size. Perfect embroidery, brilliant results.

Many optional Embroidery Collections with thousands of designs for every taste!

Our optional Embroidery Collections are a never-ending source of ideas. New designs are constantly being created. You can also find design downloads on our web site, as well as the Pfaff webshop, your on-line design shop!

Get started right away!

With the purchase of the creative²¹⁷⁰ you will receive many great embroidery accessories to get you started quickly. Turn to page 4 for more information.

Create embroideries of unlimited size with Precise Positioning!

You can be confident that each design is placed exactly. This makes it easy to create embroideries of unlimited size!

Fun and creative! Arcing of words, sentences and decorative stitches – straight, S-curved or circular!

Embroider words, entire sentences or decorative stitches in straight or S-curved lines, in a circle or in several rows. Left, right or centered – whatever the multi-color touch screen shows is what the Pfaff creative²¹⁷⁰ embroiders.

Embroider your own borders by combining stitches!

With the Automatic Stitch Building function you can combine any stitch or stitch sequence to build beautiful borders.

On-screen customizing: change embroidery designs!

Change the size of your embroidery any way you want: length, width, or everything proportionally. Combine designs and choose your own colors, all directly on the touch screen! Rotate the design by one degree increments and mirror horizontally and/or vertically.

Easy positioning!

Use your stylus to turn your design to any angle, and position it exactly where you want it on the screen. Combine several designs. The screen grid makes it easy!

Move through the entire design, stitch by stitch!

You can move through the entire design, stitch by stitch, or color by color! This makes it possible to embroider only selected segments or colors of the design.

The **basting function** prevents knit fabrics from stretching and secures fabrics that you don't want to hoop. It is also used to attach small fabric pieces to hooped stabilizers or fabric.

Even more embroidery convenient features:

The bobbin sensor warns you when the bobbin thread is running low.

Convenient bobbin winding, without having to remove the hoop, even while you are sewing or embroidering – thanks to a separate motor! Easily cut off the thread with the conveniently placed thread cutter.

Do you have an embroidery question? The "Creative Assistant" knows the answer!

Optional embroidery accessories expand your creative possibilities!

Create your own designs on your computer and embroider them with the Pfaff creative²¹⁷⁰!

The sensational Pfaff creative software makes it possible. A large selection of creative software programs are available.

Download embroideries from the Internet onto your computer, without needing additional software, thanks to the "File Assistant"! The CD is included with the machine.

More embroidery hoops available:

Round hoop 80/80 mm (3 1/4" x 3 1/4").
creative RECTANGULAR HOOP, 120 x 115 mm
creative GRAND HOOP, 250 x 225 mm.
creative ENDLESS HOOP, 180 x 100 mm.

Sew like a pro – with the Pfaff creative²¹⁷⁰

The Pfaff creative sewing programs!

The Pfaff "Tie-off program" and presser foot lift!

Your Pfaff creative²¹⁷⁰ can tie-off at the beginning and end of a seam and cut upper and lower bobbin threads. The presser foot can be set to three different positions: "extra high" for heavy fabrics or several layers, "medium" for darning and free-motion embroidery or quilting, and "standard" for all normal sewing.

The Pfaff "Needle Up/Down program"!

When you activate the "Needle Up/Down" program, the needle remains in the fabric when you stop sewing and the fabric can be turned. The presser foot can also be raised automatically.

The Pfaff "Single Pattern program"!

When you select a single stitch, the pattern can be repeated up to 99 times, directly on the touch screen. The beginning and end of the stitch will be tied off automatically.

The Pfaff "Twin Needle program"!

The "Twin Needle program" automatically adjusts the stitch to the given width. An easy way to create nice effects!

The Pfaff "Free-motion program"!

Select the "Free-motion program" and the presser foot automatically moves to the embroidery and darning position. Lower the feed dogs conveniently from the front of the machine.

The Pfaff "Patchwork program"!

Do you want to sew seams of the same length? Enter the seam length once and your Pfaff creative²¹⁷⁰ stores it to repeat as often as you want.

The Pfaff "Tapering program"!

Sew precise corners with the automatic "Tapering program".

The Pfaff "Four-direction sewing program"!

Sew in four directions! Appliqué square or rectangular pieces, without turning the fabric! Just stitch once around the appliqué piece and your creative²¹⁷⁰ repeats it as often as you wish.

The Pfaff "Button sewing program"!

Sew buttons in place, quickly and easily. Just put the button in place, and the Pfaff creative²¹⁷⁰ does the rest.

The Pfaff "Permanent Reverse program"!

You can choose to sew permanently in reverse at the touch of a button. Perfect for those big bulky projects!

Unbelievable quality: the Pfaff stitch package!

No stitch has been left out! Your Pfaff creative²¹⁷⁰ has them all. There's the right stitch for every fabric and every use... and all with fantastic Pfaff quality. Everything is possible! (You can find the stitch package on page 18 - 19).

Large selection of decorative stitches!

Many imaginative 9 mm decorative stitches, maxi-stitches, maxi-borders and maxi-monograms. When you select a single stitch, the pattern can be repeated up to 99 times: Great when you sew long borders!

Create your own decorative stitches with the unique "Stitch Creator"!

Customize stitches directly on the touch screen with the "Stitch Creator". You can change, add, delete, move stitches and more. It is so easy to create your own favorite stitch!

Exclusive from Pfaff:

Twenty enchanting 9 mm wide "antique hand-embroidery stitches" with hand-stitched character. Only available on the Pfaff creative²¹⁷⁰.

Especially for quilters: 15 quilt stitches, including 11 unique antique quilt stitches with hand-stitched character.

Perfect settings!

Just select a stitch! The optimal length and width are already set and can also be adjusted if needed and saved in a personal menu.

Unique from Pfaff! The "Buttonhole Sensormatic"!

The Pfaff creative²¹⁷⁰ saves your individual buttonholes to sew as often as you wish. The "Buttonhole Sensormatic" helps you sew a perfect buttonhole, no matter what the fabric!

More sewing convenience!

Save individual settings!

Save your favorite stitches and individual settings in your "Personal menu", where you can immediately call them up again, as needed.

Leave your hands on the fabric.

Raise the presser foot with the electronic knee lift.

Easy bobbin winding!

The bobbin sensor warns you when the bobbin thread is running low. Convenient bobbin winding, even while you are sewing – thanks to a separate motor!

When your sewing needs more attention, just reduce the sewing speed with the "Sew slow" button.

A complete sewing encyclopedia

is inside your creative²¹⁷⁰ – find sewing techniques and tips and tricks any time you need them, at the touch of a button! The "Creative Assistant" will guide you.

Easy threading!

No more searching for the needle's eye. The integrated needle threader makes threading easy.

The ergonomic work surface!

Large work area and an optimal view of your sewing project.

Perfect topstitching along the seams, thanks to 19 different needle positions.

Heavy fabric, several layers? No problem!

There's plenty of space under the presser foot and the needle piercing power always remains constant.

Sew with the embroidery unit on!

With a simple touch, you can put the embroidery arm in the right position to either sew, embroider or remove the embroidery unit. The embroidery unit increases the sewing area.

Sewing accessories expand your possibilities!

There is a large selection of optional Pfaff presser feet

for special effects, professional sewing results, and much more. You'll find information at your Pfaff dealer, in the large Accessory Catalogue, and at www.pfaff.com.

Quilting, appliqué, embellishing? You'll find all you need in the Pfaff TOOLBOXes and Start to Appliqué!

Templates, special presser feet, patterns, instructions with inspiring suggestions – with one of the Pfaff TOOLBOXes and or "Start to Appliqué", you can start making your ideas come true right away. For example: QUILTER'S TOOLBOX, Decorative TOOLBOX, Start to Appliqué.



Sew like a pro – with the Pfaff creative²¹⁷⁰!



Pfaff creative 2170

The stitch package at a glance!


Antique hand-embroidery stitches

Decorative stitches that create a hand-embroidered look. Use anywhere you want a unique accent.



Antique quilt stitches

Special hand-look quilt stitch. Use for topstitching and decorating quilting and sewing projects.



Quilt stitches

For topstitching quilt projects with a hand-look stitch and for hand-look quilt applique or pin stitching.




Utility stitches with a decorative look

Decorative joining of overlapped seams and embellishing any sewing projects.




Decorative Scallop stitches

Dense decorative stitch. Use with specialty threads for beautiful effects.



Decorative border cross stitches

For embellishing table linens, crafts or garments.




Hem stitches

For ornamental hem stitching. Can be used with a wing needle.




Cross stitches

Perfect for programming in order to create large cross stitch designs.




Alphabets

For creating labels, embellishing towels or writing names.




Satin stitches

Dense decorative stitch. Use with specialty threads for beautiful patterns.



Decorative stitches

Decorative stitch for embellishing any projects like crafts, garments and home decorating.



Maxi-stitches

For embellishing any projects like crafts, garments and home decorating.



Utility Stitches

Utility Stitches	Description	Stitch uses
	Straight stitch	For seaming and topstitching. Nineteen needle positions available for edge stitching or sewing in zippers.
	Stretch triple straight stitch	For reinforced seams such as trouser inseams, underarm seams or decorative topstitching. With many needle positions.
	Zigzag stitch	For finishing seams on fabrics, applique, and inserting lace.
	Three-step zigzag stitch	Strong stitch for seam finishes, sewing elastic, darning tears, and patches.
	Straight stitch reverse	Program permanent reverse for decorative sequences. Also use for bulky projects.
	Elastic overcast stitch	Use to seam and overcast on woven and stretch fabrics.
	Honeycomb stitch	Elastic, decorative stitch for ornamental hem finishing on stretch fabric, for decorative elastic application and sewing with elastic thread in the bobbin.
	Elastic stitch	Strong stitch for seam finishes, sewing elastic, darning tears, and patches.
	Triple stretch stitch	For sewing elastic on sportswear or swimwear.
	Z-Zigzag stitch	For finishing seams on fabrics, applique, and inserting lace.
	Bridging stitch	For bridging, decorative hem stitching and crazy quilting.
	Foundation elastic stitch	For joining overlapped seams on bulky fabrics such as leathers and terry cloth.
	Cross hem stitch	Provides a highly elastic decorative seam for hems on sportswear and casual wear.
	Stretch triple zigzag stitch	Elastic stitch for decorative hems and topstitching.
	Closed overlock stitch	For joining and overcasting stretch fabrics in one operation. The closed seam prevents fabric edges from fraying.
	Closed overlock stitch	For joining and overcasting stretch fabrics in one operation. The closed seam prevents fabric edges from fraying.
	Open overlock stitch	For joining and overcasting stretch fabrics in one operation.
	Zigzag stitch, Right/left needle position	For applique, couching over cords and creating eyelets.
	Standard overlock stitch	For joining and overcasting stretch fabrics in one operation.
	Finished edge overlock stitch	For joining and overcasting stretch fabrics in one operation.
	Light-knit fabric patching stitch	Use to mend light jersey knits. Also for a decorative hem and neckline finish.
	Closed overlock stitch	For joining and overcasting stretch fabrics in one operation. The closed seam prevents fabric edges from fraying.
	Stretch knit overlock stitch	Join and overcast open knit fabrics and jersey.
	Overlock stitch	For joining and overcasting stretch fabrics in one operation.
	Reinforced overlock stitch	For joining and overcasting fraying fabrics. The knitted edge reinforces and prevents fraying on the raw edge.
	Blind stitch	For securing hems invisibly on woven fabrics.
	Elastic blind stitch	For securing hems invisibly and finishing the edge on stretch fabrics.
	Basting stitch	For basting project pieces together.
	Lightning stretch stitch	For joining lightweight stretch fabrics and decorative embellishment.
	Stem stitch	For decorative sewing such as flower stems and underlining letters.
	Linen buttonhole	Buttonhole for blouses, shirts and linen.
	Standard buttonhole	Basic buttonhole for blouses, shirts and jackets. Also use for pillow closures.
	Stretch buttonhole	Buttonhole for stretch fabrics.
	Cross stitch buttonhole	Decorative buttonhole for jackets and for embellishing other garments.
	Round end buttonhole with pointed bartack	Buttonholes for shirts, jackets and trousers.
	Round end buttonhole with lengthwise bartack	Buttonholes for shirts, jackets and trousers.
	Round end buttonhole with crosswise bartack	Buttonholes for shirts, jackets and trousers.
	Eyelet buttonhole with pointed bartack	Professional tailor's buttonhole, for denim jackets and trousers. Or as a decorative effect for kitchen or shower curtains.
	Eyelet buttonhole with lengthwise bartack	Professional tailor's buttonhole, for denim jackets and trousers. Or as a decorative effect for kitchen or shower curtains.
	Professional eyelet buttonhole	Professional tailor's buttonhole, for denim jackets and trousers. Or as a decorative effect for kitchen or shower curtains.
	Round ends buttonhole	Use for light weight garments or jackets.
	Decorative buttonhole with triangle bartack	Decorative buttonhole for jackets and for embellishing other garments.
	Button sewing program	For applying two-hole or four-hole buttons.
	Bartack	For applying belt loops and reinforcing pockets.
	Denim bartack	Decorative bartack for trouser and skirt pockets.
	Decorative bartack	Decorative bartack for trousers and skirts.
	Stippling stitch	Random darning stitch for mending rips and tears. Also great as a decorative accent.
	Programmable darning stitch	Programmable length for darning and repeatable for large repairs.
	Programmable reinforced darning stitch	Programmable length for darning and repeatable for large repairs. Reinforced by horizontal stitches.
	Eyelet	Create eyelets for garment and home textiles. Also great for decorating nostalgia projects.

SWSA MME

